

For Research Use Only

BCL2 Recombinant antibody, PBS Only

Catalog Number: 80313-1-PBS



Basic Information

Catalog Number:

80313-1-PBS

Size:

1mg/ml

Source:

Rabbit

Isotype:

IgG

Immunogen Catalog Number:

AG3508

GenBank Accession Number:

BC027258

GeneID (NCBI):

596

UNIPROT ID:

P10415

Full Name:

B-cell CLL/lymphoma 2

Calculated MW:

26 kDa

Observed MW:

26 kDa

Purification Method:

Protein A purification

CloneNo.:

305

Applications

Tested Applications:

WB, IHC, IF-P, Indirect ELISA

Species Specificity:

human

Background Information

BCL2 belongs to the Bcl-2 family. It suppresses apoptosis in a variety of cell systems including factor-dependent lymphohematopoietic and neural cells. BCL2 regulates cell death by controlling the mitochondrial membrane permeability (PMID: 10365962). It appears to function in a feedback loop system with caspases. BCL2 inhibits caspase activity either by preventing the release of cytochrome c from the mitochondria and/or by binding to the apoptosis-activating factor (APAF-1) (PMID: 10444588).

Storage

Storage:

Store at -80°C.

The product is shipped with ice packs. Upon receipt, store it immediately at -80°C

Storage Buffer:

PBS Only

For technical support and original validation data for this product please contact:

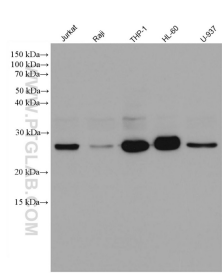
T: 4006900926

E: Proteintech-CN@ptglab.com


W: ptgcn.com

This product is exclusively available under Proteintech Group brand and is not available to purchase from any other manufacturer.

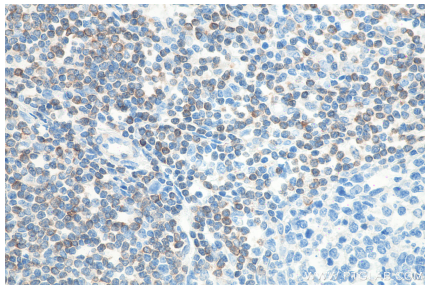
Selected Validation Data



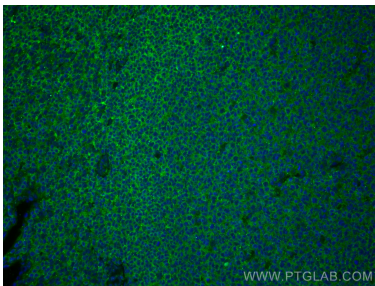
Various lysates were subjected to SDS PAGE followed by western blot with 80313-1-RR (BCL2 antibody) at dilution of 1:20000 incubated at room temperature for 1.5 hours. This data was developed using the same antibody clone with 80313-1-PBS in a different storage buffer formulation.



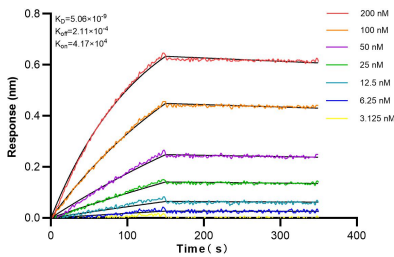
Immunohistochemical analysis of paraffin-embedded human tonsillitis tissue slide using 80313-1-RR (BCL2 antibody) at dilution of 1:5000 (under 10x lens). Heat mediated antigen retrieval with Tris-EDTA buffer (pH 9.0). This data was developed using the same antibody clone with 80313-1-PBS in a different storage buffer formulation.



Immunohistochemical analysis of paraffin-embedded human tonsillitis tissue slide using 80313-1-RR (BCL2 antibody) at dilution of 1:5000 (under 40x lens). Heat mediated antigen retrieval with Tris-EDTA buffer (pH 9.0). This data was developed using the same antibody clone with 80313-1-PBS in a different storage buffer formulation.



Immunofluorescent analysis of (4% PFA) fixed human tonsillitis tissue using BCL2 antibody (80313-1-RR, Clone: 3O5) at dilution of 1:200 and CoraLite®488-Conjugated AffiniPure Goat Anti-Rabbit IgG(H+L). This data was developed using the same antibody clone with 80313-1-PBS in a different storage buffer formulation.



Biolayer interferometry (BLI) kinetic assays of 80313-1-RR against Human BCL2 were performed. The affinity constant is 5.06 nM.