

NeutraKine FLT3 Ligand Monoclonal antibody

Catalog Number: 69032-1-Ig

Basic Information

Catalog Number:

69032-1-Ig

Size:

Source:

Mouse

Isotype:

IgG1

Immunogen Catalog Number:

HZ-1151

GenBank Accession Number:

GeneID (NCBI):

2323

Full Name:

fms-related tyrosine kinase 3 ligand

Purification Method:

Protein G purification

CloneNo.:

3E1A3

Applications

Tested Applications:

Neutralization, ELISA

Species Specificity:

Human

Background Information

The FMS-related tyrosine kinase 3 (FLT3) ligand (FLT3LG), a growth factor, is mainly derived from lymphocytes in the tumor microenvironment. It binds to FLT3 on DCs to enhance their differentiation and expansion. Therefore, it may assist DCs in tumor antigen presentation and antitumor immune response. In addition, mature DCs express FLT3 and proliferate massively under the trigger of FLT3LG.

This antibody is used to neutralize the bioactivity of FLT3 Ligand.

Storage

Storage:

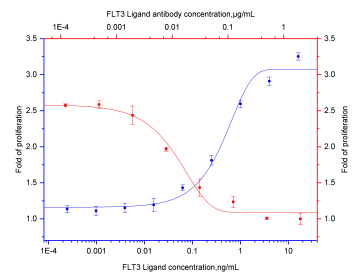
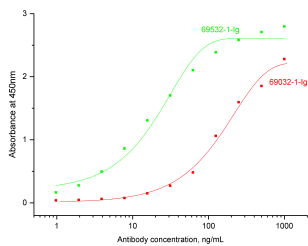
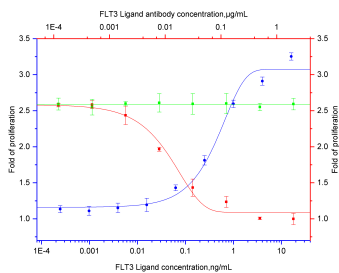
Lyophilized antibodies are stable for 1 year from the date of receipt if stored between (-20°C) and (-80°C). Upon reconstitution we recommend that the solution can be stored at 4°C for short term or at (-20°C) to (-80°C) for long term. Repeated freeze thaw cycles should be avoided with reconstituted products.

Storage Buffer:

Sterile PBS.

Aliquoting is unnecessary for -20°C storage

Selected Validation Data



Recombinant human FLT3 Ligand (Cat.NO. HZ-1151) stimulates proliferation of OCI-AML5 cells in a dose-dependent manner (blue curve, refer to bottom X-left Y). The activity of human FLT3 (1 ng/mL) is neutralized by mouse anti-human FLT3 Ligand monoclonal antibody 69032-1-Ig at serial dose (red curve, refer to top X-right Y). The ND50 is typically 0.01-0.05 μ g/mL. The control mouse anti-human FLT3 Ligand monoclonal antibody 69532-1-Ig could not recognize human FLT3 Ligand, but could not

Indirect ELISA was carried out by coating recombinant Human FLT3 Ligand (Cat.NO. HZ-1151) at 70 ng/well followed by blocking and adding serial diluted FLT3 Ligand antibody 69032-1-Ig and 69532-1-Ig respectively. Signal was developed with TMB and stopped by H2SO4. Signal strength was measured by absorbance at 450 nm.

Recombinant human FLT3 Ligand (Cat.NO. HZ-1151) stimulates proliferation of OCI-AML5 cells in a dose dependent manner (blue curve, refer to bottom X-left Y axis). The activity of human FLT3 Ligand (1ng/mL HZ-1151) is neutralized by mouse anti-human FLT3 Ligand monoclonal antibody 69032-1-Ig at serial dose (red curve, refer to top X-right Y axis). The ND50 is typically 0.01-0.05 μ g/mL.