

# NeutraKine® IL-6 Monoclonal antibody, PBS Only

Catalog Number: 69001-1-PBS

## Basic Information

Catalog Number: 69001-1-PBS	GenBank Accession Number: GeneID (NCBI): 3569	Purification Method: Protein A purification
Size: 1 mg/ml	ENSEMBL Gene ID: ENSG00000136244	CloneNo.: 4G3E6
Source: Mouse	Full Name: interleukin 6 (interferon, beta 2)	
Isotype: IgG1		
Immunogen Catalog Number: HZ-1019		

## Applications

Tested Applications:  
IHC, ELISA, Neutralization

Species Specificity:  
Human

## Background Information

Interleukin-6 (IL-6) is an interleukin that acts as both a pro-inflammatory and anti-inflammatory cytokine. IL-6 protein is secreted by a variety of cell types including T cells and macrophages as phosphorylated and variably glycosylated molecule. IL-6 plays an essential role in the final differentiation of B-cells into Ig-secreting cells involved in lymphocyte and monocyte differentiation. It induces myeloma and plasmacytoma growth and induces nerve cells differentiation. Acts on B-cells, T-cells, hepatocytes, hematopoietic progenitor cells and cells of the CNS. IL-6 is also considered a myokine, a cytokine produced from muscle, and is elevated in response to muscle contraction. IL-6 has been shown to interact with interleukin-6 receptor and glycoprotein 130. Additionally, IL-6 is involved in hematopoiesis, bone metabolism, and cancer progression, and has been defined an essential role in directing transition from innate to acquired immunity.

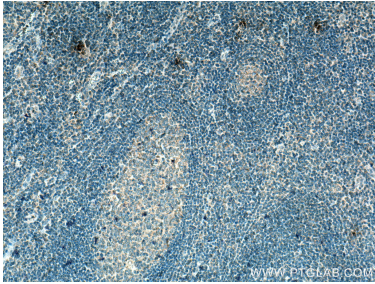
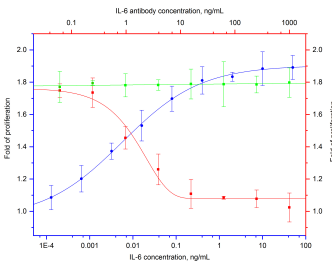
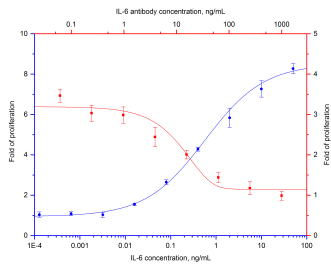
This antibody can be used to neutralize the bioactivity of IL-6.

## Storage


Storage:  
Store at -80°C.  
**The product is shipped with ice packs. Upon receipt, store it immediately at -80°C**

Storage Buffer:  
PBS only

Selected Validation Data



Recombinant human IL-6 (Cat.NO. HZ-1019) stimulates proliferation of hybridoma (Proteintech mouse anti-GST clone 3G12B10) in a dose-dependent manner (blue curve, refer to bottom X-left Y axis). The activity of human IL-6 (1 ng/mL HZ-1019) is neutralized by mouse anti-human IL-6 monoclonal antibody 69001-1-Ig at serial dose (red curve, refer to top X-right Y axis). The ND50 is typically 10-30 ng/mL. This data was developed using the same antibody clone with 69001-1-PBS in a



Immunohistochemical analysis of paraffin-embedded human tonsillitis tissue slide using 69001-1-Ig (NeutraKine® IL-6 antibody) at dilution of 1:200 (under 40x lens). Heat mediated antigen retrieval with Tris-EDTA buffer (pH 9.0). This data was developed using the same antibody clone with 69001-1-PBS in a different storage buffer formulation.

Recombinant human IL-6 (Cat.NO. HZ-1019) stimulates proliferation of hybridoma (Proteintech mouse anti-GST clone 3G12B10) in a dose-dependent manner (blue curve, refer to bottom X-left Y axis). The activity of human IL-6 (1 ng/mL HZ-1019) is neutralized by mouse anti-human IL-6 monoclonal antibody 69001-1-Ig at serial dose (red curve, refer to top X-right Y axis). The ND50 is typically 3-15 ng/mL. The NeutraControl mouse anti-human IL-6 monoclonal antibody 69501-1-Ig could

Immunohistochemical analysis of paraffin-embedded human tonsillitis tissue slide using 69001-1-Ig (NeutraKine® IL-6 antibody) at dilution of 1:200 (under 10x lens). Heat mediated antigen retrieval with Tris-EDTA buffer (pH 9.0). This data was developed using the same antibody clone with 69001-1-PBS in a different storage buffer formulation.