

For Research Use Only

NeutraKine® IL-6 Mouse McAb

Catalog Number: 69001-1-Ig **10 Publications**



Basic Information

Catalog Number:	69001-1-Ig	GenBank Accession Number:	Purification Method:
Concentration:		GeneID (NCBI):	Protein G purification
Source:	Mouse	3569	CloneNo.:
Isotype:	IgG1	ENSEMBL Gene ID:	4G3E6
Immunogen Catalog Number:	HZ-1019	ENSG00000136244	Recommended Dilutions:
		Full Name:	IHC 1:50-1:500
		interleukin 6 (interferon, beta 2)	

Applications

Tested Applications:	Positive Controls:
IHC, Neutralization, ELISA	Neutralization : hybridoma,
Cited Applications:	IHC : human tonsillitis tissue,
IF, Neutralization, ELISA	
Species Specificity:	
human	
Cited Species:	
human, rat	
Note-IHC: suggested antigen retrieval with TE buffer pH 9.0; (*) Alternatively, antigen retrieval may be performed with citrate buffer pH 6.0	

Background Information

Interleukin-6 (IL-6) is an interleukin that acts as both a pro-inflammatory and anti-inflammatory cytokine. IL-6 protein is secreted by a variety of cell types including T cells and macrophages as phosphorylated and variably glycosylated molecule. IL-6 plays an essential role in the final differentiation of B-cells into Ig-secreting cells involved in lymphocyte and monocyte differentiation. It induces myeloma and plasmacytoma growth and induces nerve cells differentiation. Acts on B-cells, T-cells, hepatocytes, hematopoietic progenitor cells and cells of the CNS. IL-6 is also considered a myokine, a cytokine produced from muscle, and is elevated in response to muscle contraction. IL-6 has been shown to interact with interleukin-6 receptor and glycoprotein 130. Additionally, IL-6 is involved in hematopoiesis, bone metabolism, and cancer progression, and has been defined an essential role in directing transition from innate to acquired immunity.

This antibody can be used to neutralize the bioactivity of IL-6.

Notable Publications

Author	Pubmed ID	Journal	Application
Yao Zhang	36356714	Free Radic Biol Med	ELISA
Yuan-Yuan Wei	35687911	Biomed Pharmacother	Neutralization
Wentao Liu	35342353	Int J Biol Sci	Neutralization

Storage

Storage:
Lyophilized antibodies are stable for 1 year from the date of receipt if stored between (-20°C) and (-80°C). Upon reconstitution we recommend that the solution can be stored at (4°C) for short term or at (-20°C) to (-80°C) for long term. Repeated freeze thaw cycles should be avoided with reconstituted products.
Storage Buffer:
Sterile PBS, pH7.4
Aliquoting is unnecessary for -20°C storage

For technical support and original validation data for this product please contact:

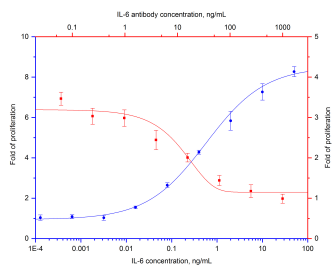
T: 4006900926

E: Proteintech-CN@ptglab.com

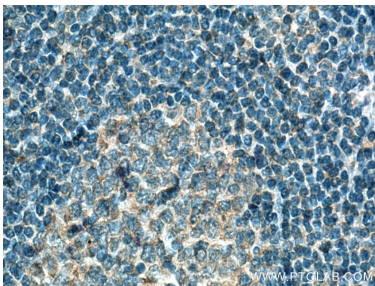
W: ptgcn.com

This product is exclusively available under Proteintech Group brand and is not available to purchase from any other manufacturer.

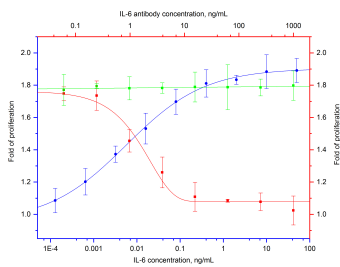
Selected Validation Data




Recombinant human IL-6 (Cat.NO. HZ-1019) stimulates proliferation of hybridoma (Proteintech mouse anti-GST clone 3G12B10) in a dose-dependent manner (blue curve, refer to bottom X-left Y axis). The activity of human IL-6 (1 ng/mL HZ-1019) is neutralized by mouse anti-human IL-6 monoclonal antibody 69001-1-Ig at serial dose (red curve, refer to top X-right Y axis). The ND50 is typically 10-30 ng/mL



Immunohistochemical analysis of paraffin-embedded human tonsillitis tissue slide using 69001-1-Ig (NeutraKine® IL-6 antibody) at dilution of 1:200 (under 40x lens). Heat mediated antigen retrieval with Tris-EDTA buffer (pH 9.0).



Recombinant human IL-6 (Cat.NO. HZ-1019) stimulates proliferation of hybridoma (Proteintech mouse anti-GST clone 3G12B10) in a dose-dependent manner (blue curve, refer to bottom X-left Y axis). The activity of human IL-6 (1 ng/mL HZ-1019) is neutralized by mouse anti-human IL-6 monoclonal antibody 69001-1-Ig at serial dose (red curve, refer to top X-right Y axis). The ND50 is typically 3-15 ng/mL The NeutraControl mouse anti-human IL-6 monoclonal antibody 69501-1-Ig could



Immunohistochemical analysis of paraffin-embedded human tonsillitis tissue slide using 69001-1-Ig (NeutraKine® IL-6 antibody) at dilution of 1:200 (under 10x lens). Heat mediated antigen retrieval with Tris-EDTA buffer (pH 9.0).