

For Research Use Only

NFE2L1 Monoclonal antibody, PBS Only (Detector)

Catalog Number: 68634-3-PBS



Basic Information

Catalog Number:

68634-3-PBS

Source:

Mouse

Isotype:

IgG1

Immunogen Catalog Number:

AG32992

GenBank Accession Number:

BC010623

GeneID (NCBI):

4779

UNIPROT ID:

Q14494

Full Name:

nuclear factor (erythroid-derived 2)-like 1

Calculated MW:

772 aa, 85 kDa

Purification Method:

Protein G purification

CloneNo.:

2F11A6

Applications

Tested Applications:

Cytometric bead array, Indirect ELISA

Species Specificity:

human

Background Information

Storage

Storage:

Store at -80°C.

The product is shipped with ice packs. Upon receipt, store it immediately at -80°C

Storage Buffer:

PBS only, pH7.3

For technical support and original validation data for this product please contact:

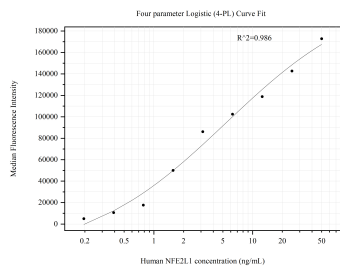
T: 4006900926

E: Proteintech-CN@ptglab.com

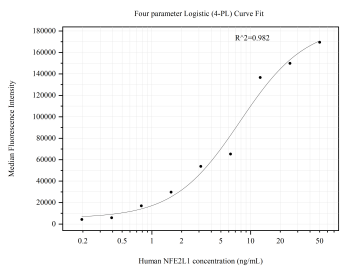
W: ptgcn.com

This product is exclusively available under Proteintech Group brand and is not available to purchase from any other manufacturer.

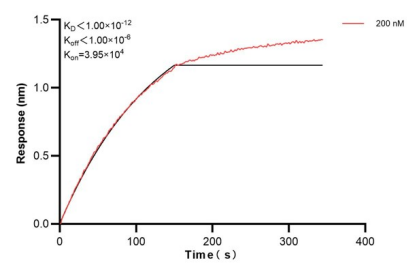
Selected Validation Data



Cytometric bead array standard curve of MP50921-1, NFE2L1 Monoclonal Matched Antibody Pair, PBS Only. Capture antibody: 68634-2-PBS. Detection antibody: 68634-3-PBS. Standard:Ag32992. Range: 0.195-50 ng/mL



Cytometric bead array standard curve of MP50921-2, NFE2L1 Monoclonal Matched Antibody Pair, PBS Only. Capture antibody: 68634-4-PBS. Detection antibody: 68634-3-PBS. Standard:Ag32992. Range: 0.195-50 ng/mL



Biolayer interferometry (BLI) kinetic assay of 68634-3-Ig against Human NFE2L1 was performed. The affinity constant is below 1 pM..