

For Research Use Only

STX4 Monoclonal antibody, PBS Only (Capture)

Catalog Number: 68429-2-PBS



Basic Information

Catalog Number:

68429-2-PBS

Concentration:

1 mg/ml

Source:

Mouse

Isotype:

IgG1

Immunogen Catalog Number:

AG7053

GenBank Accession Number:

BC002436

GeneID (NCBI):

6810

UNIPROT ID:

Q12846

Full Name:

syntaxin 4

Calculated MW:

34 kDa

Purification Method:

Protein G Magarose purification

CloneNo.:

4E7B5

Applications

Tested Applications:

Cytometric bead array, Indirect ELISA

Species Specificity:

human

Background Information

Storage

Storage:

Store at -80°C.

The product is shipped with ice packs. Upon receipt, store it immediately at -80°C

Storage Buffer:

PBS Only

For technical support and original validation data for this product please contact:

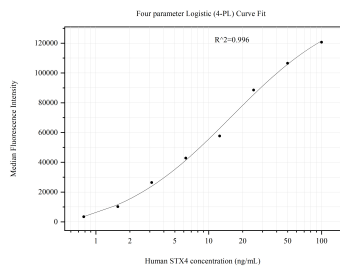
T: 4006900926

E: Proteintech-CN@ptglab.com

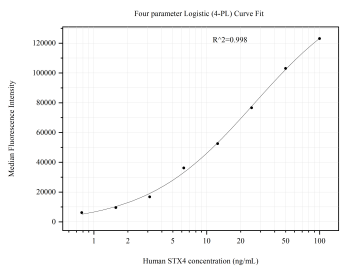
W: ptgcn.com

This product is exclusively available under Proteintech Group brand and is not available to purchase from any other manufacturer.

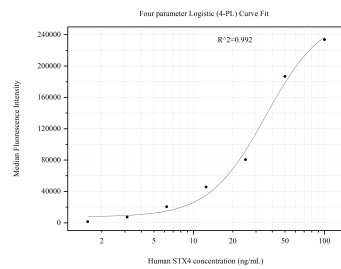
Selected Validation Data



Cytometric bead array standard curve of MP51069-1, STX4 Monoclonal Matched Antibody Pair, PBS Only. Capture antibody: 68429-2-PBS. Detection antibody: 68429-3-PBS. Standard:Ag7053. Range: 0.781-100 ng/mL



Cytometric bead array standard curve of MP51069-2, STX4 Monoclonal Matched Antibody Pair, PBS Only. Capture antibody: 68429-2-PBS. Detection antibody: 68429-4-PBS. Standard:Ag7053. Range: 0.781-100 ng/mL



Cytometric bead array standard curve of MP51069-3, STX4 Monoclonal Matched Antibody Pair, PBS Only. Capture antibody: 68429-2-PBS. Detection antibody: 68429-5-PBS. Standard:Ag7053. Range: 1.563-100 ng/mL