

For Research Use Only

# DNM2 Monoclonal antibody, PBS Only (Capture)

Catalog Number: 68209-1-PBS



## Basic Information

Catalog Number: 68209-1-PBS	GenBank Accession Number: BC054501	Purification Method: Protein A purification
Size: 1mg/ml	GeneID (NCBI): 1785	CloneNo.: 1B8H3
Source: Mouse	UNIPROT ID: P50570	
Isotype: IgG1	Full Name: dynamin 2	
Immunogen Catalog Number: AG6274	Calculated MW: 98 kDa	
	Observed MW: 100 kDa	

## Applications

**Tested Applications:**  
WB, IF/ICC, Cytometric bead array, Indirect ELISA

**Species Specificity:**  
human, mouse, rat, pig, rabbit

## Background Information

DNM2, also known as DYN2, DYNII, CMTDI1, CMTDIB, belongs to the dynamin family. DNM2 is a ubiquitously expressed large GTPase involved in clathrin-dependent and -independent endocytosis and intracellular membrane trafficking. DNM2 plays a role in the regulation of neuron morphology, axon growth, and the formation of neuronal growth cones. Dynamins are associated with microtubules. DNM2 plays an important role in endocytosis and is involved in cytokinesis (PMID: 33713620, 12498685). Mutations in DNM2 cause dominant centronuclear myopathy (PMID: 16227997). Defects in DNM2 are the cause of Charcot-Marie-Tooth disease dominant intermediate type B (CMTDIB) (PMID: 15731758). Alternate splicing results in multiple transcript variants.

## Storage

**Storage:**  
Store at -80°C.  
**The product is shipped with ice packs. Upon receipt, store it immediately at -80°C**

**Storage Buffer:**  
PBS Only

For technical support and original validation data for this product please contact:

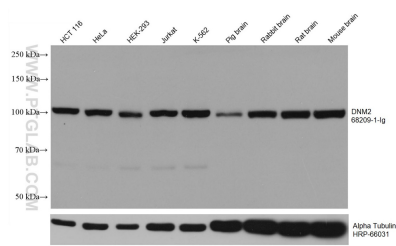
T: 4006900926

E: [Proteintech-CN@ptglab.com](mailto:Proteintech-CN@ptglab.com)

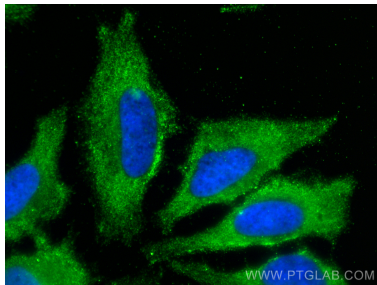
W: [ptgcn.com](http://ptgcn.com)

**This product is exclusively available under Proteintech Group brand and is not available to purchase from any other manufacturer.**

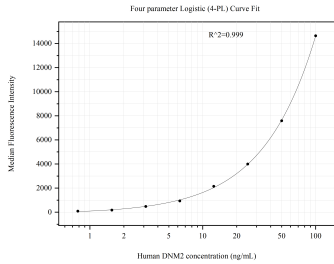
# Selected Validation Data



Various lysates were subjected to SDS PAGE followed by western blot with 68209-1-Ig (DNM2 antibody) at dilution of 1:10000 incubated at room temperature for 1.5 hours. The membrane was stripped and reblotted with HRP-conjugated Alpha Tubulin Monoclonal antibody (HRP-66031) as loading control. This data was developed using the same antibody clone with 68209-1-PBS in a different storage buffer formulation.



Immunofluorescent analysis of (-20°C Methanol) fixed HeLa cells using DNM2 antibody (68209-1-Ig, Clone: 1B8H3 ) at dilution of 1:400 and CoraLite®488-Conjugated AffiniPure Goat Anti-Mouse IgG(H+L). This data was developed using the same antibody clone with 68209-1-PBS in a different storage buffer formulation.



Cytometric bead array standard curve of MP50954-1, DNM2 Monoclonal Matched Antibody Pair, PBS Only. Capture antibody: 68209-1-PBS. Detection antibody: 68209-2-PBS. Standard:Ag6274. Range: 0.781-100 ng/mL