

For Research Use Only

PTPRF Monoclonal antibody

Catalog Number: 68070-1-Ig



Basic Information

Catalog Number:

68070-1-Ig

Size:

1000 µg/ml

Source:

Mouse

Isotype:

IgG1

Immunogen Catalog Number:

AG25441

GenBank Accession Number:

BC048768

GeneID (NCBI):

5792

UNIPROT ID:

P10586

Full Name:

protein tyrosine phosphatase,
receptor type, F

Calculated MW:

1898 aa, 212 kDa

Observed MW:

150 kDa, 213 kDa

Purification Method:

Protein G purification

CloneNo.:

2D12G7

Recommended Dilutions:

WB 1:1000-1:6000

Applications

Tested Applications:

WB, ELISA

Species Specificity:

Human, mouse, rat

Positive Controls:

WB : HeLa cells, HSC-T6 cells, 4T1 cells, HEK293 cells,
A549 cells, LNCaP cells, MCF-7 cells, U2OS cells,
Jurkat cells

Background Information

Storage

Storage:

Store at -20°C. Stable for one year after shipment.

Storage Buffer:

PBS with 0.02% sodium azide and 50% glycerol pH 7.3.

Aliquoting is unnecessary for -20°C storage

For technical support and original validation data for this product please contact:

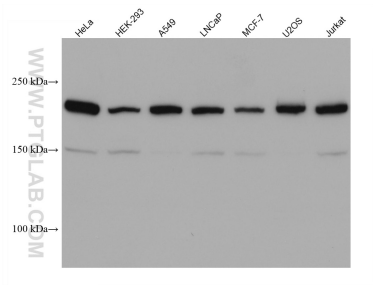
T: 4006900926

E: Proteintech-CN@ptglab.com

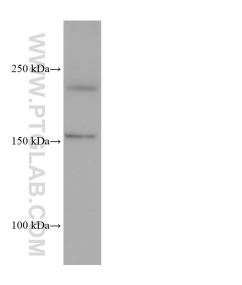
W: ptgcn.com

This product is exclusively available under Proteintech Group brand and is not available to purchase from any other manufacturer.

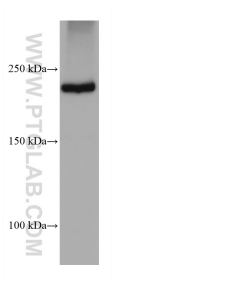
Selected Validation Data



Various lysates were subjected to SDS PAGE followed by western blot with 68070-1-Ig (PTPRF antibody) at dilution of 1:3000 incubated at room temperature for 1.5 hours.



HSC-T6 cells were subjected to SDS PAGE followed by western blot with 68070-1-Ig (PTPRF antibody) at dilution of 1:3000 incubated at room temperature for 1.5 hours.



4T1 cells were subjected to SDS PAGE followed by western blot with 68070-1-Ig (PTPRF antibody) at dilution of 1:3000 incubated at room temperature for 1.5 hours.