

For Research Use Only

AATF Monoclonal antibody, PBS Only

Catalog Number: 67868-1-PBS

Featured Product



Basic Information

Catalog Number:

67868-1-PBS

Size:

1mg/ml

Source:

Mouse

Isotype:

IgG1

Immunogen Catalog Number:

AG0195

GenBank Accession Number:

BC000591

GeneID (NCBI):

26574

UNIPROT ID:

Q9NY61

Full Name:

apoptosis antagonizing transcription factor

Calculated MW:

63 kDa

Observed MW:

80-90 kDa

Purification Method:

Protein G purification

CloneNo.:

2A6G6

Applications

Tested Applications:

WB, Indirect ELISA

Species Specificity:

Human, mouse, rat

Background Information

Storage

Storage:

Store at -80°C.

The product is shipped with ice packs. Upon receipt, store it immediately at -80°C

Storage Buffer:

PBS Only

For technical support and original validation data for this product please contact:

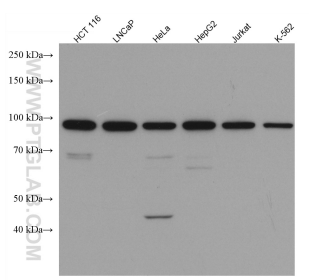
T: 4006900926

E: Proteintech-CN@ptglab.com


W: ptgcn.com

This product is exclusively available under Proteintech Group brand and is not available to purchase from any other manufacturer.

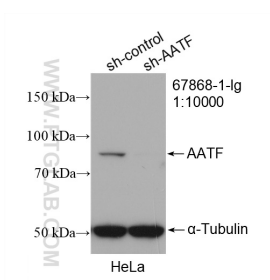
Selected Validation Data



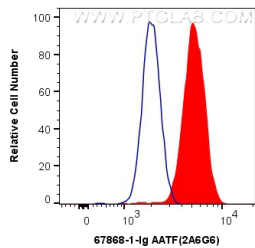
Various lysates were subjected to SDS PAGE followed by western blot with 67868-1-Ig (AATF antibody) at dilution of 1:10000 incubated at room temperature for 1.5 hours. This data was developed using the same antibody clone with 67868-1-PBS in a different storage buffer formulation.



Neuro-2a cells were subjected to SDS PAGE followed by western blot with 67868-1-Ig (AATF antibody) at dilution of 1:10000 incubated at room temperature for 1.5 hours. This data was developed using the same antibody clone with 67868-1-PBS in a different storage buffer formulation.



WB result of AATF antibody (67868-1-Ig; 1:10000; incubated at room temperature for 1.5 hours) with sh-Control and sh-AATF transfected HepG2 cells. This data was developed using the same antibody clone with 67868-1-PBS in a different storage buffer formulation.



1X10⁶ HeLa cells were intracellularly stained with 0.5 ug Anti-Human AATF (67868-1-Ig, Clone:2A6G6) (red) labeled with FlexAble CoraLite® Plus 555 Antibody Labeling Kit for Mouse IgG1 (KFA022), or 0.5 ug Control Antibody. Cells were fixed and permeabilized with Transcription Factor Staining Buffer Kit (PF00011). This data was developed using the same antibody clone with 67868-1-PBS in a different storage buffer formulation.