

For Research Use Only

# Human IgG Heavy chain Monoclonal antibody, PBS Only

Catalog Number: 67760-1-PBS



## Basic Information

Catalog Number:

67760-1-PBS

Size:

1mg/ml

Source:

Mouse

Isotype:

IgG2a

GenBank Accession Number:

GeneID (NCBI):

Full Name:

Calculated MW:

155 kDa

Observed MW:

~50 kDa

Purification Method:

Protein A purification

CloneNo.:

1C6B4

## Applications

Tested Applications:

WB, IHC, IF-P, ELISA

Species Specificity:

human

## Background Information

This antibody detects the heavy chain of human IgG.

## Storage

Storage:

Store at -80°C.

**The product is shipped with ice packs. Upon receipt, store it immediately at -80°C**

Storage Buffer:

PBS Only

For technical support and original validation data for this product please contact:

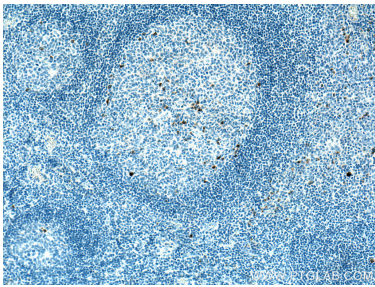
T: 4006900926

E: [Proteintech-CN@ptglab.com](mailto:Proteintech-CN@ptglab.com)

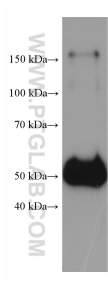
W: [ptgcn.com](http://ptgcn.com)

**This product is exclusively available under Proteintech Group brand and is not available to purchase from any other manufacturer.**

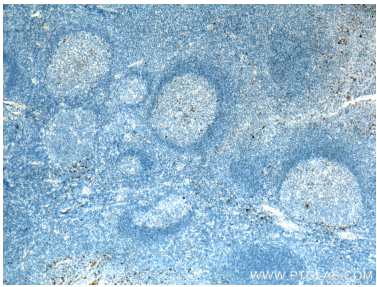
Selected Validation Data



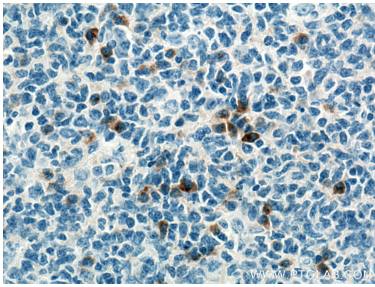
Immunohistochemical analysis of paraffin-embedded human tonsillitis tissue slide using 67760-1-Ig (Human IgG Heavy chain antibody) at dilution of 1:5000 (under 10x lens). Heat mediated antigen retrieval with Tris-EDTA buffer (pH 9.0). This data was developed using the same antibody clone with 67760-1-PBS in a different storage buffer formulation.



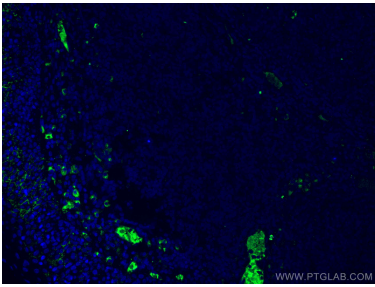
16 nL human plasma were subjected to SDS PAGE followed by western blot with 67760-1-Ig (Human IgG Heavy chain antibody) at dilution of 1:10000 incubated at room temperature for 1.5 hours. This data was developed using the same antibody clone with 67760-1-PBS in a different storage buffer formulation.



Immunohistochemical analysis of paraffin-embedded human tonsillitis tissue slide using 67760-1-Ig (Human IgG Heavy chain antibody) at dilution of 1:5000 (under 4x lens). Heat mediated antigen retrieval with Tris-EDTA buffer (pH 9.0). This data was developed using the same antibody clone with 67760-1-PBS in a different storage buffer formulation.



Immunohistochemical analysis of paraffin-embedded human tonsillitis tissue slide using 67760-1-Ig (Human IgG Heavy chain antibody) at dilution of 1:5000 (under 40x lens). Heat mediated antigen retrieval with Tris-EDTA buffer (pH 9.0). This data was developed using the same antibody clone with 67760-1-PBS in a different storage buffer formulation.



Immunofluorescent analysis of (4% PFA) fixed human tonsillitis tissue using Human IgG Heavy chain antibody (67760-1-Ig, Clone: 1C6B4 ) at dilution of 1:200 and CoraLite®488-Conjugated AffiniPure Goat Anti-Mouse IgG(H+L). This data was developed using the same antibody clone with 67760-1-PBS in a different storage buffer formulation.



Immunohistochemical analysis of paraffin-embedded human tonsillitis tissue slide using 67760-1-Ig (Human IgG Heavy chain antibody) at dilution of 1:10000 (under 10x lens). Heat mediated antigen retrieval with Tris-EDTA buffer (pH 9.0). This data was developed using the same antibody clone with 67760-1-PBS in a different storage buffer formulation.