

For Research Use Only

CD70 Monoclonal antibody

Catalog Number: 67749-1-Ig **4 Publications**



Basic Information

Catalog Number: 67749-1-Ig	GenBank Accession Number: BC000725	Purification Method: Protein G purification
Size: 1000 µg/ml	GeneID (NCBI): 970	CloneNo.: 1A11A10
Source: Mouse	UNIPROT ID: P32970	Recommended Dilutions: WB 1:500-1:2000 IHC 1:400-1:1600 IF-P 1:200-1:800
Isotype: IgG1	Full Name: CD70 molecule	
Immunogen Catalog Number: AG28070	Calculated MW: 21 kDa Observed MW: 30 kDa	

Applications

Tested Applications: IF-P, IHC, WB, ELISA	Positive Controls:
Cited Applications: IHC, IF	WB : THP-1 cells,
Species Specificity: Human	IHC : human tonsillitis tissue,
Cited Species: human	IF-P : human tonsillitis tissue,
Note-IHC: suggested antigen retrieval with TE buffer pH 9.0; (*) Alternatively, antigen retrieval may be performed with citrate buffer pH 6.0	

Background Information

Notable Publications

Author	Pubmed ID	Journal	Application
Xi Tian	35579992	Int J Cancer	IHC
Kriti Verma	39028952	Blood Adv	IF
Hao Xu	38734160	Cancer Lett	IHC

Storage

Storage:
Store at -20°C. Stable for one year after shipment.
Storage Buffer:
PBS with 0.02% sodium azide and 50% glycerol pH 7.3.
Aliquoting is unnecessary for -20°C storage

For technical support and original validation data for this product please contact:

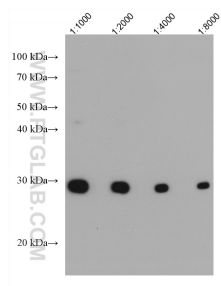
T: 4006900926

E: Proteintech-CN@ptglab.com

W: ptgcn.com

This product is exclusively available under Proteintech Group brand and is not available to purchase from any other manufacturer.

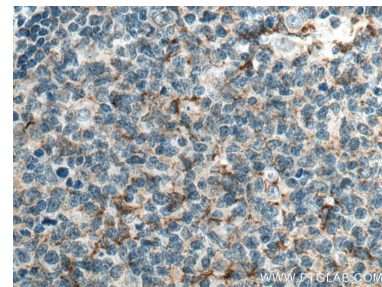
Selected Validation Data



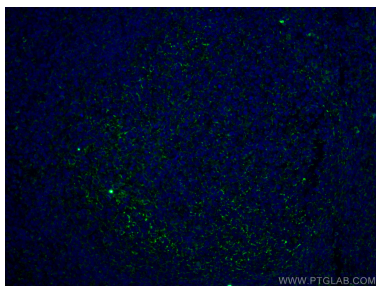
THP-1 cells were subjected to SDS PAGE followed by western blot with 67749-1-Ig (CD70 antibody) at dilution of 1:1000, 2000, 4000 and 8000 incubated at room temperature for 1.5 hours.



Immunohistochemical analysis of paraffin-embedded human tonsillitis tissue slide using 67749-1-Ig (CD70 antibody) at dilution of 1:800 (under 10x lens). Heat mediated antigen retrieval with Tris-EDTA buffer (pH 9.0).



Immunohistochemical analysis of paraffin-embedded human tonsillitis tissue slide using 67749-1-Ig (CD70 antibody) at dilution of 1:800 (under 40x lens). Heat mediated antigen retrieval with Tris-EDTA buffer (pH 9.0).



Immunofluorescent analysis of (4% PFA) fixed human tonsillitis tissue using CD70 antibody (67749-1-Ig, Clone: 1A11A10) at dilution of 1:400 and Coralite®488-Conjugated AffiniPure Goat Anti-Mouse IgG(H+L).