

For Research Use Only

MARS Monoclonal antibody, PBS Only



Catalog Number: 67739-1-PBS

Basic Information

Catalog Number:

67739-1-PBS

Size:

1 mg/ml

Source:

Mouse

Isotype:

IgG2a

Immunogen Catalog Number:

AG6961

GenBank Accession Number:

BC002384

GeneID (NCBI):

4141

UNIPROT ID:

P56192

Full Name:

methionyl-tRNA synthetase

Calculated MW:

101 kDa

Observed MW:

97-101 kDa

Purification Method:

Protein A purification

CloneNo.:

3E3B4

Applications

Tested Applications:

WB, Indirect ELISA, IF

Species Specificity:

Human

Background Information

Storage

Storage:

Store at -80°C.

The product is shipped with ice packs. Upon receipt, store it immediately at -80°C

Storage Buffer:

PBS Only

For technical support and original validation data for this product please contact:

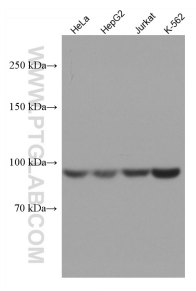
T: 4006900926

E: Proteintech-CN@ptglab.com

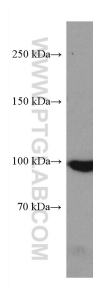
W: ptgcn.com

This product is exclusively available under Proteintech Group brand and is not available to purchase from any other manufacturer.

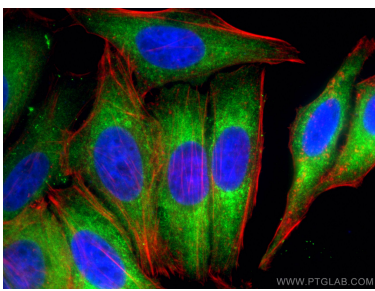
Selected Validation Data



Various lysates were subjected to SDS PAGE followed by western blot with 67739-1-Ig (MARS antibody) at dilution of 1:20000 incubated at room temperature for 1.5 hours. This data was developed using the same antibody clone with 67739-1-PBS in a different storage buffer formulation.



A431 cells were subjected to SDS PAGE followed by western blot with 67739-1-Ig (MARS antibody) at dilution of 1:20000 incubated at room temperature for 1.5 hours. This data was developed using the same antibody clone with 67739-1-PBS in a different storage buffer formulation.



Immunofluorescent analysis of (4% PFA) fixed HepG2 cells using MARS antibody (67739-1-Ig, Clone: 3E3B4) at dilution of 1:400 and CoraLite®488-Conjugated AffiniPure Goat Anti-Mouse IgG(H+L), CL594-Phalloidin (red). This data was developed using the same antibody clone with 67739-1-PBS in a different storage buffer formulation.