

For Research Use Only

SOD1 Monoclonal antibody, PBS Only (Detector)

Catalog Number: 67480-3-PBS



Basic Information

Catalog Number: 67480-3-PBS	GenBank Accession Number: BC001034	Purification Method: Protein A purification
Size: 1mg/ml	GeneID (NCBI): 6647	CloneNo.: 5B1G3
Source: Mouse	UNIPROT ID: P00441	Affinity: $K_D = 1.81 \times 10^{-10}$
Isotype: IgG2b	Full Name: superoxide dismutase 1, soluble	$K_{off} = 3.56 \times 10^{-6}$
Immunogen Catalog Number: AG28553	Calculated MW: 16 kDa	$K_{on} = 1.97 \times 10^4$

Applications

Tested Applications:
Cytometric bead array, Sandwich ELISA, Indirect ELISA, Sample test

Species Specificity:
human

Background Information

Storage

Storage:
Store at -80°C.
The product is shipped with ice packs. Upon receipt, store it immediately at -80°C

Storage Buffer:
PBS Only

For technical support and original validation data for this product please contact:

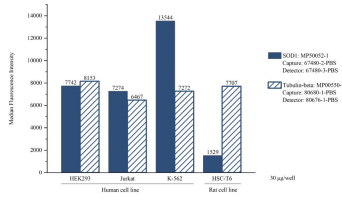
T: 4006900926

E: Proteintech-CN@ptglab.com

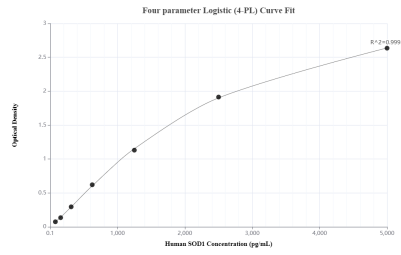
W: ptgcn.com

This product is exclusively available under Proteintech Group brand and is not available to purchase from any other manufacturer.

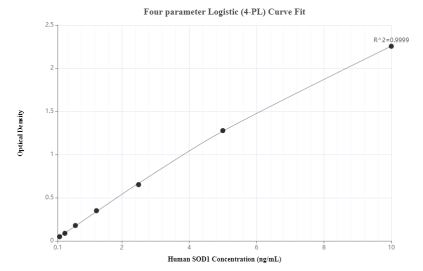
Selected Validation Data



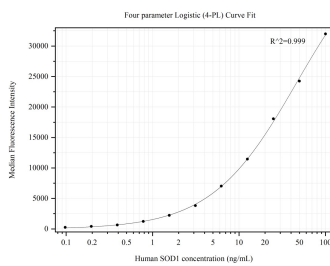
Sample test of MP50052-1, SOD1 Monoclonal Matched Antibody Pair, PBS Only. Capture antibody: 67480-2-PBS. Detection antibody: 67480-3-PBS. Cell lysate(30 μg/well): HEK293, Jurkat, K-562, HSC-T6. Non-related target Tubulin-beta Recombinant Matched Antibody Pair (MP00550-1) was served as control.



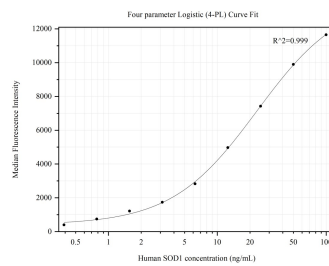
Sandwich ELISA standard curve of MP50052-1, SOD1 Monoclonal Matched Antibody Pair - PBS only. 67480-2-PBS was coated to a plate as the capture antibody and incubated with serial dilutions of standard Ag28553. 67480-3-PBS was biotinylated as the detection antibody. Range: 78.1-5000 pg/mL



Sandwich ELISA standard curve of MP50052-2, SOD1 Monoclonal Matched Antibody Pair - PBS only. 67480-4-PBS was coated to a plate as the capture antibody and incubated with serial dilutions of standard Ag28553. 67480-3-PBS was biotinylated as the detection antibody. Range: 0.156-10 ng/mL



Cytometric bead array standard curve of MP50052-1, SOD1 Monoclonal Matched Antibody Pair, PBS Only. Capture antibody: 67480-2-PBS. Detection antibody: 67480-3-PBS. Standard:Ag28553. Range: 0.098-100 ng/mL



Cytometric bead array standard curve of MP50052-2, SOD1 Monoclonal Matched Antibody Pair, PBS Only. Capture antibody: 67480-4-PBS. Detection antibody: 67480-3-PBS. Standard:Ag28553. Range: 0.391-100 ng/mL