

For Research Use Only

PTBP1 Monoclonal antibody, PBS Only



Catalog Number: 67462-1-PBS

Featured Product

Basic Information

Catalog Number:

67462-1-PBS

Size:

1 mg/ml

Source:

Mouse

Isotype:

IgG1

Immunogen Catalog Number:

AG28404

GenBank Accession Number:

BC013694

GeneID (NCBI):

5725

UNIPROT ID:

P26599

Full Name:

polypyrimidine tract binding protein

1

Calculated MW:

60 kDa

Observed MW:

60 kDa

Purification Method:

Protein A purification

CloneNo.:

3D6D8

Applications

Tested Applications:

WB, Indirect ELISA, IHC, IF

Species Specificity:

Human, mouse, rat

Background Information

Polypyrimidine tract-binding protein (PTBP1), also known as heterogeneous nuclear ribonucleoprotein type I (hnRNP I), is a nuclear protein that binds pre-mRNAs in specific regions of the hnRNA-protein complexes sensitive to micrococcal nuclease. It involves in pre-mRNA splicing and the regulation of alternative splicing events. PTBP1 promotes RNA looping when bound to two separate polypyrimidine tracts in the same pre-mRNA, and promotes the binding of U2 snRNP to pre-mRNA. Besides, it can cooperate with RAVR1 to modulate switching between mutually exclusive exons during maturation of the TPM1 pre-mRNA, and represses the splicing of MAPT/Tau exon 10.

Storage

Storage:

Store at -80°C.

The product is shipped with ice packs. Upon receipt, store it immediately at -80°C

Storage Buffer:

PBS Only

For technical support and original validation data for this product please contact:

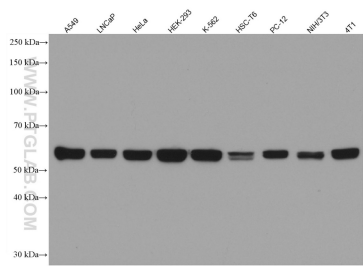
T: 4006900926

E: Proteintech-CN@ptglab.com

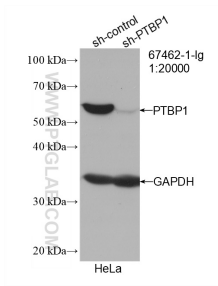
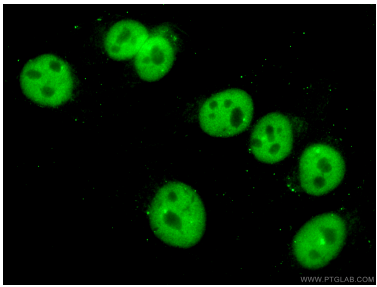
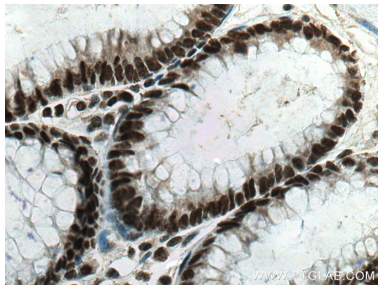
W: ptgcn.com

This product is exclusively available under Proteintech Group brand and is not available to purchase from any other manufacturer.

Selected Validation Data



Various lysates were subjected to SDS PAGE followed by western blot with 67462-1-Ig (PTBP1 antibody) at dilution of 1:10000 incubated at room temperature for 1.5 hours. This data was developed using the same antibody clone with 67462-1-PBS in a different storage buffer formulation.



WB result of PTBP1 antibody (67462-1-Ig; 1:20000; incubated at room temperature for 1.5 hours) with sh-Control and sh-PTBP1 transfected HeLa cells. This data was developed using the same antibody clone with 67462-1-PBS in a different storage buffer formulation.