

TRIM25 Monoclonal antibody

Catalog Number: 67314-1-Ig

Featured Product

7 Publications

Basic Information

Catalog Number:

67314-1-Ig

Size:

1000 µg/ml

Source:

Mouse

Isotype:

IgG1

Immunogen Catalog Number:

AG29325

GenBank Accession Number:

BC016924

GeneID (NCBI):

7706

UNIPROT ID:

Q14258

Full Name:

tripartite motif-containing 25

Calculated MW:

630 aa, 71 kDa

Observed MW:

68-71 kDa

Purification Method:

Protein A purification

CloneNo.:

1H6G1

Recommended Dilutions:

WB 1:5000-1:50000

IHC 1:500-1:2000

IF/ICC 1:200-1:800

Applications

Tested Applications:

IF/ICC, IHC, WB, ELISA

Cited Applications:

WB, IHC, IP, CoIP

Species Specificity:

Human

Cited Species:

human

Note-IHC: suggested antigen retrieval with TE buffer pH 9.0; (*) Alternatively, antigen retrieval may be performed with citrate buffer pH 6.0

Positive Controls:

WB: U2OS cells, HeLa cells, LNCaP cells, COLO 320 cells, HEK-293 cells, HepG2 cells, Jurkat cells, K-562 cells, THP-1 cells

IHC: human breast cancer tissue, human cervical cancer tissue

IF/ICC: HEK-293T cells,

Background Information

TRIM25 (tripartite motif-containing 25) is also named as EFP, Z147, ZNF147, RNF147 and belongs to the zinc finger protein family and tripartite motif (TRIM) family. It induces the Lys63-linked ubiquitination of RIG-I, which is crucial for the cytosolic RIG-I signalling pathway to elicit host antiviral innate immunity (PMID:17392790). It is also essential not only for DDX58 ubiquitination but also for DDX58-mediated interferon-production and antiviral activity in response to RNA virus infection (PMID: 17392790).

Notable Publications

Author	Pubmed ID	Journal	Application
Sha Zhou	33966039	Cell Death Dis	IHC
Mao-Xu Ge	35723030	Exp Biol Med (Maywood)	WB
Ziwei Yang	34313226	Elife	WB, CoIP

Storage

Storage:

Store at -20°C. Stable for one year after shipment.

Storage Buffer:

PBS with 0.02% sodium azide and 50% glycerol pH 7.3.

Aliquoting is unnecessary for -20°C storage

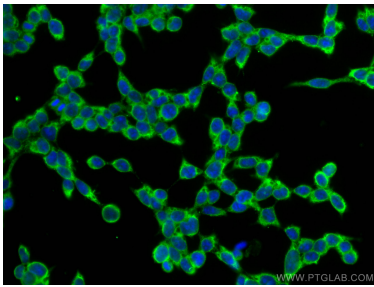
For technical support and original validation data for this product please contact:

T: 4006900926

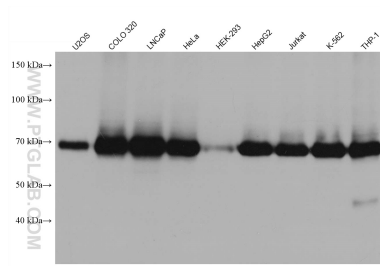
E: Proteintech-CN@ptglab.comW: ptgcn.com

This product is exclusively available under Proteintech Group brand and is not available to purchase from any other manufacturer.

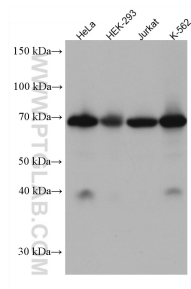
Selected Validation Data



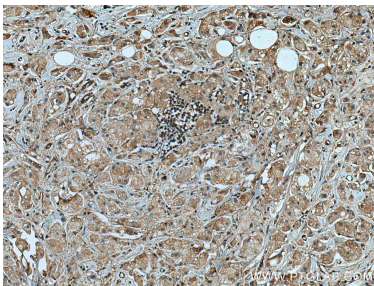
Immunofluorescent analysis of (-20°C Ethanol) fixed HEK-293T cells using TRIM25 antibody (67314-1-Ig, Clone: 1H6G1) at dilution of 1:400 and CoraLite®488-Conjugated AffiniPure Goat Anti-Mouse IgG(H+L).



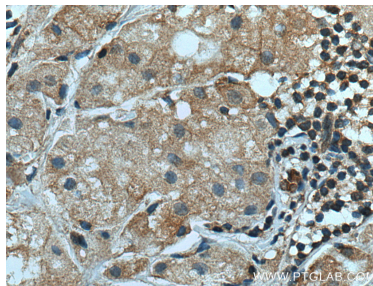
Various lysates were subjected to SDS PAGE followed by western blot with 67314-1-Ig (TRIM25 antibody) at dilution of 1:20000 incubated at room temperature for 1.5 hours.



Various lysates were subjected to SDS PAGE followed by western blot with 67314-1-Ig (TRIM25 antibody) at dilution of 1:3000 incubated at room temperature for 1.5 hours.



Immunohistochemical analysis of paraffin-embedded human breast cancer tissue slide using 67314-1-Ig (TRIM25 antibody) at dilution of 1:1000 (under 10x lens). Heat mediated antigen retrieval with Tris-EDTA buffer (pH 9.0).



Immunohistochemical analysis of paraffin-embedded human breast cancer tissue slide using 67314-1-Ig (TRIM25 antibody) at dilution of 1:1000 (under 40x lens). Heat mediated antigen retrieval with Tris-EDTA buffer (pH 9.0).