

For Research Use Only

RIAM Monoclonal antibody, PBS Only

Catalog Number: 67143-1-PBS



Basic Information

Catalog Number:

67143-1-PBS

Size:

1 mg/ml

Source:

Mouse

Isotype:

IgG2a

Immunogen Catalog Number:

AG4602

GenBank Accession Number:

BC035636

GeneID (NCBI):

54518

UNIPROT ID:

Q7Z5R6

Full Name:

amyloid beta (A4) precursor protein-binding, family B, member 1 interacting protein

Calculated MW:

666 aa, 73 kDa

Observed MW:

100 kDa

Purification Method:

Protein A purification

CloneNo.:

2F8A2

Applications

Tested Applications:

WB, Indirect ELISA, IHC, IF

Species Specificity:

Human, Mouse

Background Information

APBB1P gene encodes a Rap1-GTP-interacting adapter molecule (RIAM) which is an important protein in Rap1-mediated integrin activation and adhesion. Rap1 is a small GTPase frequently activated in tumors such as melanoma and prostate cancer. RIAM is widely expressed with high expression in thymus, spleen, lymph node, bone marrow and peripheral leukocytes. RIAM may function in the signal transduction from Ras activation to actin cytoskeletal remodeling. The observed molecular weight of RIAM is about 100 kDa.

Storage

Storage:

Store at -80°C.

The product is shipped with ice packs. Upon receipt, store it immediately at -80°C

Storage Buffer:

PBS Only

For technical support and original validation data for this product please contact:

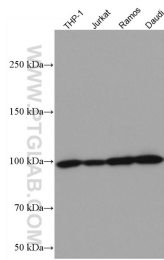
T: 4006900926

E: Proteintech-CN@ptglab.com

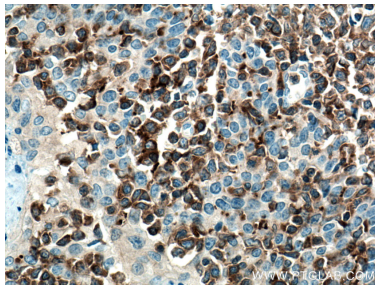
W: ptgcn.com

This product is exclusively available under Proteintech Group brand and is not available to purchase from any other manufacturer.

Selected Validation Data



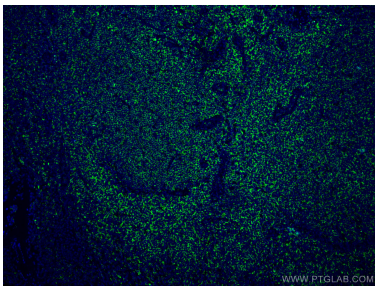
Various lysates were subjected to SDS PAGE followed by western blot with 67143-1-Ig (RIAM,APBB1P antibody) at dilution of 1:5000 incubated at room temperature for 1.5 hours. This data was developed using the same antibody clone with 67143-1-PBS in a different storage buffer formulation.



Immunohistochemical analysis of paraffin-embedded human tonsillitis tissue slide using 67143-1-Ig (RIAM,APBB1P antibody) at dilution of 1:500 (under 40x lens. Heat mediated antigen retrieval with Tris-EDTA buffer (pH 9.0). This data was developed using the same antibody clone with 67143-1-PBS in a different storage buffer formulation.



Immunohistochemical analysis of paraffin-embedded human tonsillitis tissue slide using 67143-1-Ig (RIAM,APBB1P antibody) at dilution of 1:500 (under 10x lens. Heat mediated antigen retrieval with Tris-EDTA buffer (pH 9.0). This data was developed using the same antibody clone with 67143-1-PBS in a different storage buffer formulation.



Immunofluorescent analysis of (4% PFA) fixed human tonsillitis tissue using RIAM,APBB1P antibody (67143-1-Ig, Clone: 2F8A2) at dilution of 1:400 and CoraLite®488-Conjugated AffiniPure Goat Anti-Mouse IgG(H+L). This data was developed using the same antibody clone with 67143-1-PBS in a different storage buffer formulation.