

For Research Use Only

# PRTN3 Monoclonal antibody

Catalog Number: 67030-1-Ig



## Basic Information

<b>Catalog Number:</b> 67030-1-Ig	<b>GenBank Accession Number:</b> BC096183	<b>Purification Method:</b> Protein A purification
<b>Size:</b> 2100 µg/ml	<b>GeneID (NCBI):</b> 5657	<b>CloneNo.:</b> 2D1B8
<b>Source:</b> Mouse	<b>UNIPROT ID:</b> P24158	<b>Recommended Dilutions:</b> WB 1:1000-1:4000 IHC 1:1000-1:4000 IF 1:200-1:800
<b>Isotype:</b> IgG2b	<b>Full Name:</b> proteinase 3	
<b>Immunogen Catalog Number:</b> AG25915	<b>Calculated MW:</b> 256 aa, 28 kDa	
	<b>Observed MW:</b> 28 kDa	

## Applications

### Tested Applications:

IF-P, IHC, WB, ELISA

### Species Specificity:

Human

**Note-IHC: suggested antigen retrieval with *TE buffer pH 9.0*; (\*) Alternatively, antigen retrieval may be performed with *citrate buffer pH 6.0***

### Positive Controls:

WB : human placenta tissue,

IHC : human spleen tissue, human tonsillitis tissue

IF : human tonsillitis tissue,

## Background Information

### Storage

#### Storage:

Store at -20°C.

#### Storage Buffer:

PBS with 0.02% sodium azide and 50% glycerol pH 7.3.

Aliquoting is unnecessary for -20°C storage

For technical support and original validation data for this product please contact:


T: 4006900926

E: Proteintech-CN@ptglab.com

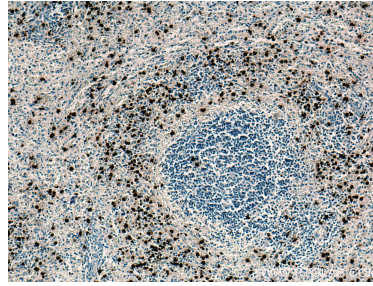
W: ptgcn.com

**This product is exclusively available under Proteintech Group brand and is not available to purchase from any other manufacturer.**

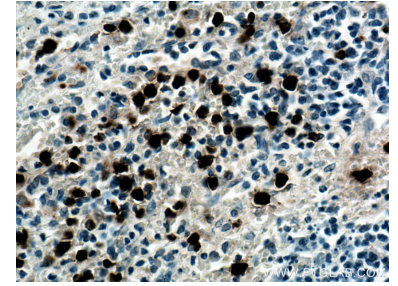
## Selected Validation Data



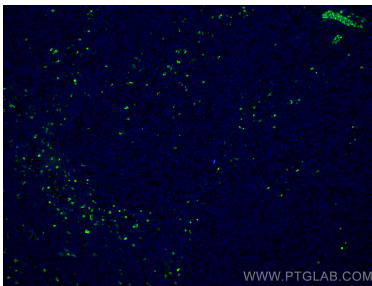
human placenta tissue were subjected to SDS PAGE followed by western blot with 67030-1-Ig (PRTN3 antibody) at dilution of 1:2000 incubated at room temperature for 1.5 hours.



Immunohistochemical analysis of paraffin-embedded human spleen tissue slide using 67030-1-Ig (PRTN3 antibody) at dilution of 1:2000 (under 10x lens. Heat mediated antigen retrieval with Tris-EDTA buffer (pH 9.0).



Immunohistochemical analysis of paraffin-embedded human spleen tissue slide using 67030-1-Ig (PRTN3 antibody) at dilution of 1:2000 (under 40x lens. Heat mediated antigen retrieval with Tris-EDTA buffer (pH 9.0).



Immunofluorescent analysis of (4% PFA) fixed human tonsillitis tissue using PRTN3 antibody (67030-1-Ig, Clone: 2D1B8) at dilution of 1:400 and CoraLite®488-Conjugated AffiniPure Goat Anti-Mouse IgG(H+L).