

For Research Use Only

BLNK Monoclonal antibody, PBS Only (Capture)

Catalog Number: 66953-2-PBS



Basic Information

Catalog Number:

66953-2-PBS

Source:

Mouse

Isotype:

IgG1

Immunogen Catalog Number:

AG28673

GenBank Accession Number:

BC018906

GeneID (NCBI):

29760

UNIPROT ID:

Q8WV28

Full Name:

B-cell linker

Calculated MW:

50 kDa

Purification Method:

Protein G purification

CloneNo.:

1H4E6

Applications

Tested Applications:

Cytometric bead array, Indirect ELISA

Species Specificity:

human

Background Information

Storage

Storage:

Store at -80°C.

The product is shipped with ice packs. Upon receipt, store it immediately at -80°C

Storage Buffer:

PBS only, pH7.3

For technical support and original validation data for this product please contact:

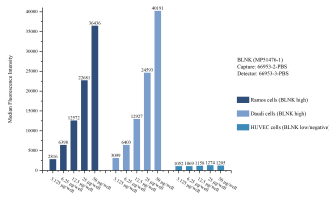
T: 4006900926

E: Proteintech-CN@ptglab.com

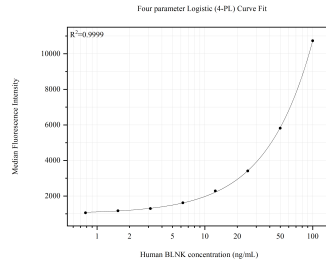
W: ptgcn.com

This product is exclusively available under Proteintech Group brand and is not available to purchase from any other manufacturer.

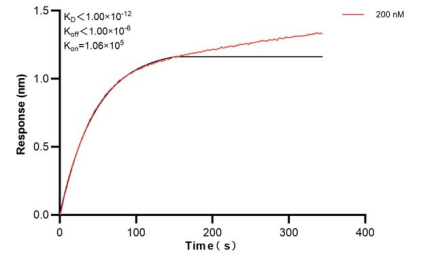
Selected Validation Data



Cytometric bead array sample test of MP51476-1, BLNK Monoclonal Matched Antibody Pair, PBS Only. Capture antibody: 66953-2-PBS. Detection antibody: 66953-3-PBS.



Cytometric bead array standard curve of MP51476-1, BLNK Monoclonal Matched Antibody Pair, PBS Only. Capture antibody: 66953-2-PBS. Detection antibody: 66953-3-PBS. Standard: Ag28673. Range: 0.781-100 ng/mL.



Bi-layer interferometry (BLI) kinetic assays of 66953-2-Ig against Human BLNK were performed. The affinity constant is below 1 pM.