

For Research Use Only

ART4 Monoclonal antibody, PBS Only (Capture)

Catalog Number: 66949-2-PBS



Basic Information

Catalog Number:

66949-2-PBS

Concentration:

1 mg/ml

Source:

Mouse

Isotype:

IgG1

Immunogen Catalog Number:

AG28173

GenBank Accession Number:

BC074727

GeneID (NCBI):

420

UNIPROT ID:

Q93070

Full Name:

ADP-ribosyltransferase 4 (Dombrock blood group)

Calculated MW:

314 aa, 36 kDa

Purification Method:

Protein G purification

CloneNo.:

1E10F1

Applications

Tested Applications:

Cytometric bead array, Sandwich ELISA, Indirect ELISA, Sample test

Species Specificity:

human

Background Information

Storage

Storage:

Store at -80°C.

The product is shipped with ice packs. Upon receipt, store it immediately at -80°C

Storage Buffer:

PBS Only

For technical support and original validation data for this product please contact:

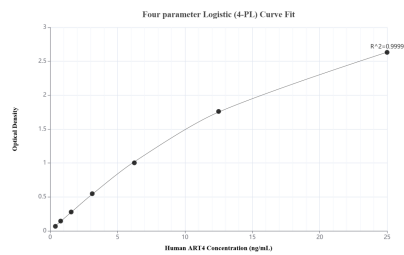
T: 4006900926

E: Proteintech-CN@ptglab.com

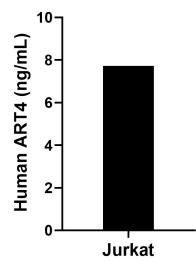
W: ptgcn.com

This product is exclusively available under Proteintech Group brand and is not available to purchase from any other manufacturer.

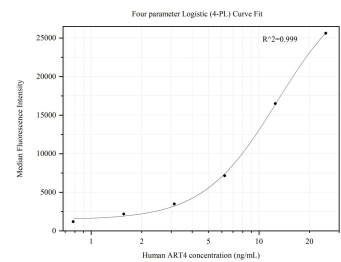
Selected Validation Data



Sandwich ELISA standard curve of MP50324-1, Human ART4 Monoclonal Matched Antibody Pair - PBS only. 66949-2-PBS was coated to a plate as the capture antibody and incubated with serial dilutions of standard Ag28173. 66949-3-PBS was HRP conjugated as the detection antibody. Range: 0.391-25 ng/mL



The mean ART4 concentration was determined to be 7.72 ng/mL in Jurkat cell extract based on a 1.90 mg/mL extract load.



Cytometric bead array standard curve of MP50324-1, ART4 Monoclonal Matched Antibody Pair, PBS Only. Capture antibody: 66949-2-PBS. Detection antibody: 66949-3-PBS. Standard: Ag28173. Range: 0.781-25 ng/mL