

For Research Use Only

EHMT2 Monoclonal antibody, PBS Only



Catalog Number: 66689-1-PBS

Featured Product

Basic Information

Catalog Number:

66689-1-PBS

Size:

1 mg/ml

Source:

Mouse

Isotype:

IgG2a

Immunogen Catalog Number:

AG27477

GenBank Accession Number:

BC018718

GeneID (NCBI):

10919

UNIPROT ID:

Q96KQ7

Full Name:

euchromatic histone-lysine N-methyltransferase 2

Calculated MW:

1210 aa, 132 kDa

Observed MW:

150 kDa and 170 kDa

Purification Method:

Protein A purification

CloneNo.:

1A12E3

Applications

Tested Applications:

WB, Indirect ELISA

Species Specificity:

human

Background Information

Storage

Storage:

Store at -80°C.

The product is shipped with ice packs. Upon receipt, store it immediately at -80°C

Storage Buffer:

PBS Only

For technical support and original validation data for this product please contact:

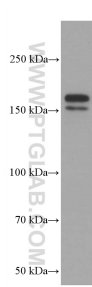
T: 4006900926

E: Proteintech-CN@ptglab.com


W: ptgcn.com

This product is exclusively available under Proteintech Group brand and is not available to purchase from any other manufacturer.

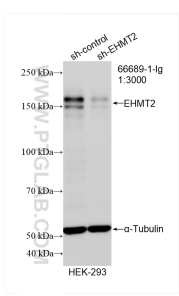
Selected Validation Data



HeLa cells were subjected to SDS PAGE followed by western blot with 66689-1-Ig (EHMT2 antibody) at dilution of 1:5000 incubated at room temperature for 1.5 hours. This data was developed using the same antibody clone with 66689-1-PBS in a different storage buffer formulation.



HEK-293 cells were subjected to SDS PAGE followed by western blot with 66689-1-Ig (EHMT2 antibody) at dilution of 1:5000 incubated at room temperature for 1.5 hours. This data was developed using the same antibody clone with 66689-1-PBS in a different storage buffer formulation.



WB result of EHMT2 antibody (66689-1-Ig; 1:3000; incubated at room temperature for 1.5 hours) with sh-Control and sh-EHMT2 transfected HEK-293 cells. This data was developed using the same antibody clone with 66689-1-PBS in a different storage buffer formulation.