

For Research Use Only

ORAI1 Monoclonal antibody, PBS Only



Catalog Number: 66223-1-PBS

Basic Information

Catalog Number: 66223-1-PBS	GenBank Accession Number: BC015369	Purification Method: Protein A purification
Size: 1 mg/ml	GeneID (NCBI): 84876	CloneNo.: 3C12F9
Source: Mouse	UNIPROT ID: Q96D31	
Isotype: IgG2a	Full Name: ORAI calcium release-activated calcium modulator 1	
Immunogen Catalog Number: AG18050	Calculated MW: 301 aa, 33 kDa	
	Observed MW: 32 kDa	

Applications

Tested Applications:
WB, Indirect ELISA, IF

Species Specificity:
human, mouse, rat, pig

Background Information

Store-operated calcium channels (SOCs) play essential functions in various physiological processes. Orai1 (also named CRACM1) is a critical molecular component of SOCs. Orai1 protein is a 32-55 kDa plasma membrane protein with 4 transmembrane domains. Human patients with a severe combined immunodeficiency (SCID) syndrome possess point mutations in Orai1 gene.

Storage

Storage:
Store at -80°C.

The product is shipped with ice packs. Upon receipt, store it immediately at -80°C

Storage Buffer:
PBS Only

For technical support and original validation data for this product please contact:

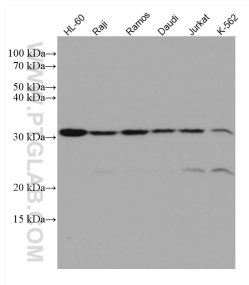
T: 4006900926

E: Proteintech-CN@ptglab.com

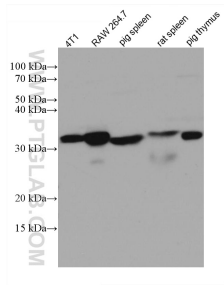
W: ptgcn.com

This product is exclusively available under Proteintech Group brand and is not available to purchase from any other manufacturer.

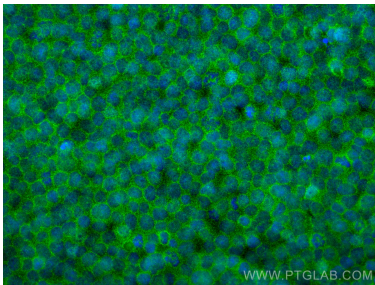
Selected Validation Data



Various lysates were subjected to SDS PAGE followed by western blot with 66223-1-Ig (ORAI1 antibody) at dilution of 1:20000 incubated at room temperature for 1.5 hours. This data was developed using the same antibody clone with 66223-1-PBS in a different storage buffer formulation.



Various lysates were subjected to SDS PAGE followed by western blot with 66223-1-Ig (ORAI1 antibody) at dilution of 1:20000 incubated at room temperature for 1.5 hours. This data was developed using the same antibody clone with 66223-1-PBS in a different storage buffer formulation.



Immunofluorescent analysis of (4% PFA) fixed Jurkat cells using ORAI1 antibody (66223-1-Ig, Clone: 3C12F9) at dilution of 1:800 and CoraLite®488-Conjugated AffiniPure Goat Anti-Mouse IgG(H+L). This data was developed using the same antibody clone with 66223-1-PBS in a different storage buffer formulation.