

For Research Use Only

# HBG 1-Specific Monoclonal antibody, PBS Only



Catalog Number: 66168-1-PBS

## Basic Information

Catalog Number:

66168-1-PBS

Size:

1 mg/ml

Source:

Mouse

Isotype:

IgG2a

GenBank Accession Number:

NM\_000559

GeneID (NCBI):

3047

UNIPROT ID:

P69891

Full Name:

hemoglobin, gamma A

Calculated MW:

16 kDa

Purification Method:

Protein A purification

CloneNo.:

2A4B5

## Applications

Tested Applications:

IHC, ELISA

Species Specificity:

human

## Background Information

### Storage

Storage:

Store at -80°C.

The product is shipped with ice packs. Upon receipt, store it immediately at -80°C

Storage Buffer:

PBS only

For technical support and original validation data for this product please contact:

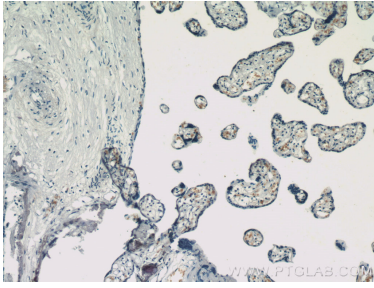
T: 4006900926

E: [Proteintech-CN@ptglab.com](mailto:Proteintech-CN@ptglab.com)

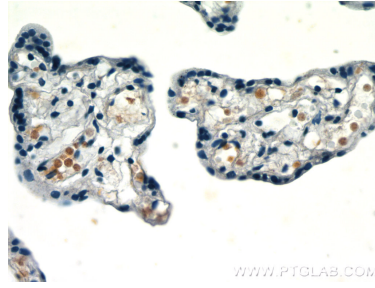
W: [ptgcn.com](http://ptgcn.com)

This product is exclusively available under Proteintech Group brand and is not available to purchase from any other manufacturer.

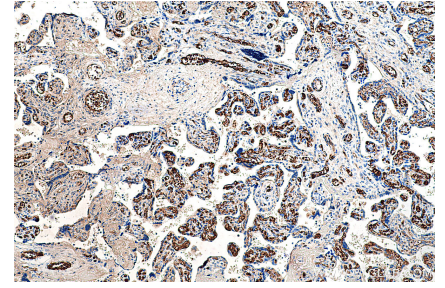
## Selected Validation Data



Immunohistochemical analysis of paraffin-embedded human placenta tissue slide using 66168-1-Ig (HBG1/2-Specific antibody) at dilution of 1:200 (under 10x lens). This data was developed using the same antibody clone with 66168-1-PBS in a different storage buffer formulation.



Immunohistochemical analysis of paraffin-embedded human placenta tissue slide using 66168-1-Ig (HBG1-Specific antibody) at dilution of 1:200 (under 40x lens). This data was developed using the same antibody clone with 66168-1-PBS in a different storage buffer formulation.



Immunohistochemical analysis of paraffin-embedded human placenta tissue slide using 66168-1-Ig (HBG1/2-Specific antibody) at dilution of 1:16000 (under 10x lens). Heat mediated antigen retrieval with Tris-EDTA buffer (pH 9.0). This data was developed using the same antibody clone with 66168-1-PBS in a different storage buffer formulation.