

For Research Use Only

# FKBP52 Monoclonal antibody, PBS Only (Detector)

Catalog Number: 66040-3-PBS



## Basic Information

Catalog Number:

66040-3-PBS

Source:

Mouse

Isotype:

IgG1

Immunogen Catalog Number:

AG18704

GenBank Accession Number:

BC007924

GeneID (NCBI):

2288

UNIPROT ID:

Q02790

Full Name:

FK506 binding protein 4, 59kDa

Calculated MW:

52 kDa

Purification Method:

Protein G Magarose purification

CloneNo.:

3E8C5

## Applications

Tested Applications:

Cytometric bead array, Indirect ELISA

Species Specificity:

human

## Background Information

### Storage

Storage:

Store at -80°C.

The product is shipped with ice packs. Upon receipt, store it immediately at -80°C

Storage Buffer:

PBS only, pH7.3

For technical support and original validation data for this product please contact:

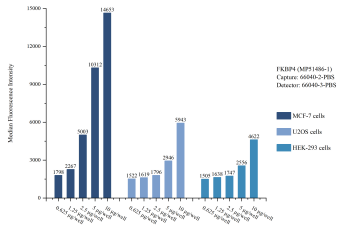
T: 4006900926

E: [Proteintech-CN@ptglab.com](mailto:Proteintech-CN@ptglab.com)

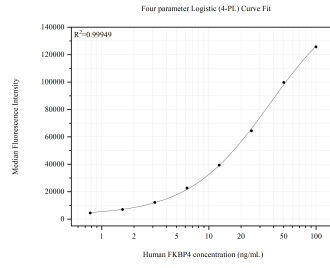
W: [ptgcn.com](http://ptgcn.com)

This product is exclusively available under Proteintech Group brand and is not available to purchase from any other manufacturer.

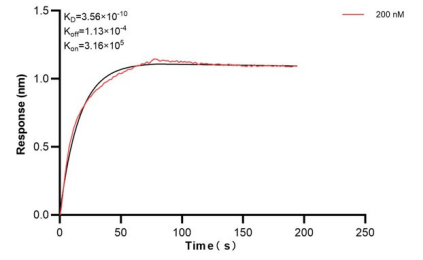
## Selected Validation Data



Cytometric bead array sample test of MP51486-1, FKBP4 Monoclonal Matched Antibody Pair, PBS Only. Capture antibody: 66040-2-PBS. Detection antibody: 66040-3-PBS.



Cytometric bead array standard curve of MP51486-1, FKBP4 Monoclonal Matched Antibody Pair, PBS Only. Capture antibody: 66040-2-PBS. Detection antibody: 66040-3-PBS. Standard: Ag18704. Range: 0.781-100 ng/mL.



Bilayer interferometry (BLI) kinetic assays of 66040-3-Ig against Human FKBP52 were performed. The affinity constant is 0.356 nM.