

For Research Use Only

MCL1 Monoclonal antibody, PBS Only (Detector)

Catalog Number: 66026-4-PBS



Basic Information

Catalog Number:

66026-4-PBS

Concentration:

1 mg/ml

Source:

Mouse

Isotype:

IgG2a

Immunogen Catalog Number:

AG10609

GenBank Accession Number:

BC107735

GeneID (NCBI):

4170

UNIPROT ID:

Q07820

Full Name:

myeloid cell leukemia sequence 1 (BCL2-related)

Calculated MW:

350 aa, 37 kDa

Purification Method:

Protein A Magarose purification

CloneNo.:

4B6A6

Applications

Tested Applications:

Cytometric bead array, Sandwich ELISA, Indirect ELISA, Sample test

Species Specificity:

human

Background Information

Storage

Storage:

Store at -80°C.

The product is shipped with ice packs. Upon receipt, store it immediately at -80°C

Storage Buffer:

PBS Only

For technical support and original validation data for this product please contact:

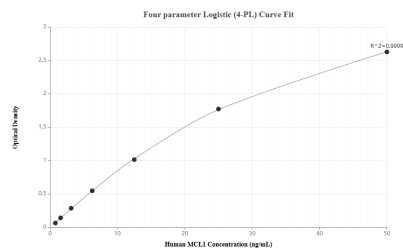
T: 4006900926

E: Proteintech-CN@ptglab.com

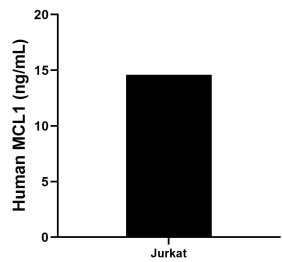
W: ptgcn.com

This product is exclusively available under Proteintech Group brand and is not available to purchase from any other manufacturer.

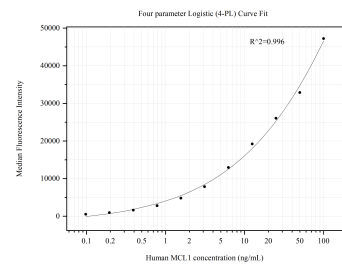
Selected Validation Data



Sandwich ELISA standard curve of MP50655-2, Human MCL1 Monoclonal Matched Antibody Pair - PBS only. 66026-3-PBS was coated to a plate as the capture antibody and incubated with serial dilutions of standard Ag10609. 66026-4-PBS was HRP conjugated as the detection antibody. Range: 0.781-50 ng/mL



The mean MCL1 concentration was determined to be 14.55 ng/mL in Jurkat cell extract based on a 2.1 mg/mL extract load.



Cytometric bead array standard curve of MP50655-2, MCL1 Monoclonal Matched Antibody Pair, PBS Only. Capture antibody: 66026-3-PBS. Detection antibody: 66026-4-PBS. Standard: Ag10609. Range: 0.098-100 ng/mL