

For Research Use Only

DYKDDDDK tag Monoclonal antibody, PBS Only (Binds to FLAG® tag epitope)

Catalog Number: 66008-3-PBS



Basic Information

Catalog Number:

66008-3-PBS

Size:

1 mg/ml

Source:

Mouse

Isotype:

IgG1

GenBank Accession Number:

GeneID (NCBI):

Full Name:

Purification Method:

Protein G purification

CloneNo.:

2B3C4

Applications

Tested Applications:

WB, IF/ICC, IP, Indirect ELISA

Species Specificity:

recombinant protein

Background Information

DYKDDDDK Tag (Equivalent To FLAG Antibody From Sigma) with the following sequence DYKDDDDK, is a hydrophilic tag for recombinant protein technology. Tags can be used as a tool to localize gene products in a variety of cell types, study proteins topology, and also help to identify and characterize new, low abundance or poorly immunogenic proteins. Due to its high hydrophilic character, the DYKDDDDK tag is likely to be located on the surface of a fusion protein, which enables the tag to be accessible for antibodies. DYKDDDDK Tag Antibody is generated against 1x DYKDDDDK tag (DYKDDDDK) and can recognize protein containing one or more DYKDDDDK tags, independently on N-terminal, C-terminal or internal regions of the target protein. Anti-FLAG is a registered trademark of Sigma-Aldrich Biotechnology.

Storage

Storage:

Store at -80°C.

The product is shipped with ice packs. Upon receipt, store it immediately at -80°C

Storage Buffer:

PBS Only

For technical support and original validation data for this product please contact:

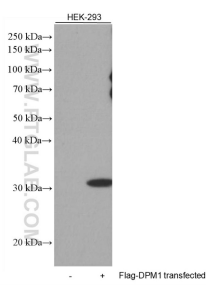
T: 4006900926

E: Proteintech-CN@ptglab.com

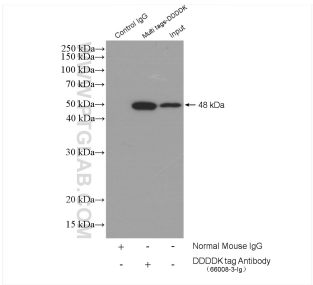
W: ptgcn.com

This product is exclusively available under Proteintech Group brand and is not available to purchase from any other manufacturer.

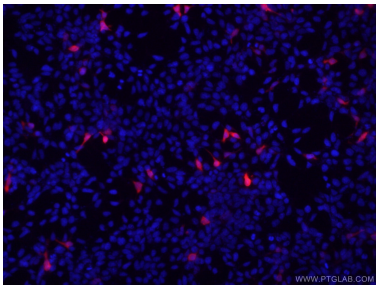
Selected Validation Data



HEK-293 and DDDDK-DPM1 transfected HEK-293 cells were subjected to SDS PAGE followed by western blot with 66008-3-Ig (DDDDK tag antibody) at dilution of 1:2000 incubated at room temperature for 1.5 hours. This data was developed using the same antibody clone with 66008-3-PBS in a different storage buffer formulation.



IP result of anti-DYKDDDDK tag (IP:66008-3-Ig, 5ug; Detection:66008-3-Ig 1:1000) with Transfected HEK-293 cells lysate 1600 ug. This data was developed using the same antibody clone with 66008-3-PBS in a different storage buffer formulation.



Immunofluorescent analysis of (-20°C Ethanol) fixed Transfected HEK-293 cells using 66008-3-Ig (DDDDK tag antibody) at dilution of 1:400 and Alexa Fluor 594-Conjugated AffiniPure Goat Anti-Mouse IgG(H+L). This data was developed using the same antibody clone with 66008-3-PBS in a different storage buffer formulation.