

For Research Use Only

# Anti-Human DPP4/CD26 (BA5b) Mouse IgG2a Recombinant Antibody, PBS Only

Catalog Number: 65574-1-PBS



## Basic Information

Catalog Number:

65574-1-PBS

Concentration:

1mg, 2 mg/ml

Source:

Mouse

Isotype:

IgG2a

GenBank Accession Number:

BC013329

GeneID (NCBI):

1803

Full Name:

dipeptidyl-peptidase 4

Calculated MW:

88 kDa

Purification Method:

Protein A purification

CloneNo.:

BA5b

## Applications

Tested Applications:

FC

Species Specificity:

human

## Background Information

CD26, also known as DPP4 (dipeptidyl peptidase-4), is a 110 kDa type II cell-surface glycoprotein widely expressed on T cells, activated B cells, activated NK cells and myeloid cells as well as on epithelial cells, fibroblasts, mesothelium, and endothelial cells of a variety of tissues (PMID:33777580; 26919392). It has ecto-enzyme activity in its extracellular domain and cleaves amino-terminal dipeptides with either L-proline or L-alanine at the penultimate position (PMID: 9553764). CD26 plays roles in diverse biological processes such as immunoregulation, glucose homeostasis, and tumorigenesis (PMID: 33777580).

## Storage

Storage:

Store at -80°C. Stable for one year after shipment.

The product is shipped with ice packs. Upon receipt, store it immediately at -80°C

Storage Buffer:

PBS only, pH7.3

For technical support and original validation data for this product please contact:

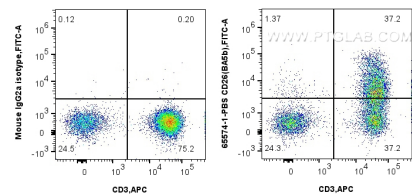
T: 4006900926

E: [Proteintech-CN@ptglab.com](mailto:Proteintech-CN@ptglab.com)

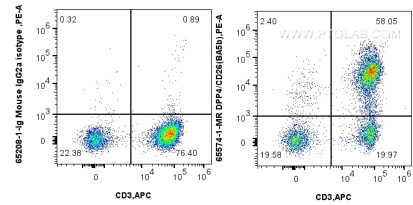
W: [ptgcn.com](http://ptgcn.com)

This product is exclusively available under Proteintech Group brand and is not available to purchase from any other manufacturer.

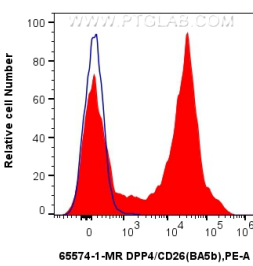
Selected Validation Data



1x10<sup>6</sup> human PBMCs were surface stained with 0.5 ug Anti-Human CD26 (BA5b) Mouse IgG2a Recombinant Antibody, PBS Only (65574-1-PBS, Clone: BA5b) or 0.5 ug Mouse IgG2a Isotype Control (C1.18.4) (65208-1-Ig, Clone: C1.18.4), CoraLite®488-Conjugated AffiniPure Goat Anti-Mouse IgG(H+L) (SA00013-1), and 0.5 ug APC Anti-Human CD3 (OKT3) (APC-65133, Clone: OKT3). Cells were not fixed. Lymphocytes were gated.



1x10<sup>6</sup> human PBMCs were surface stained with 0.25 ug Anti-Human DPP4/CD26 (BA5b) Mouse IgG2a RecAb (65574-1-MR, Clone: BA5b) or Mouse IgG2a Isotype Control (C1.18.4) (65208-1-Ig, Clone: C1.18.4), and PE-conjugated Goat Anti-Mouse IgG. Cells were co-stained with APC Anti-Human CD3 (OKT3) (APC-65133, Clone: OKT3). Cells were not fixed. This data was developed using the same antibody clone with 65574-1-PBS in a different storage buffer formulation.



1x10<sup>6</sup> human PBMCs were surface stained with 0.25 ug Anti-Human DPP4/CD26 (BA5b) Mouse IgG2a RecAb (65574-1-MR, Clone: BA5b) (red) or Mouse IgG2a Isotype Control (C1.18.4) (65208-1-Ig, Clone: C1.18.4) (blue), and PE-conjugated Goat Anti-Mouse IgG. Cells were not fixed. This data was developed using the same antibody clone with 65574-1-PBS in a different storage buffer formulation.