

For Research Use Only

EFCAB2 Monoclonal antibody, PBS Only (Detector)

Catalog Number: 60987-2-PBS



Basic Information

Catalog Number: 60987-2-PBS	GenBank Accession Number: BC005357	Purification Method: Protein G purification
Source: Mouse	GeneID (NCBI): 84288	CloneNo.: 3C5G5
Isotype: IgG1	UNIPROT ID: Q5VUJ9	
Immunogen Catalog Number: AG18555	Full Name: EF-hand calcium binding domain 2	
	Calculated MW: 162 aa, 19 kDa	

Applications

Tested Applications:
Cytometric bead array, Indirect ELISA

Species Specificity:
human

Background Information

Storage

Storage:
Store at -80°C.
The product is shipped with ice packs. Upon receipt, store it immediately at -80°C

Storage Buffer:
PBS only, pH7.3

For technical support and original validation data for this product please contact:

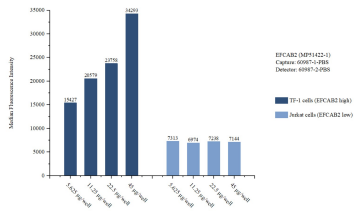
T: 4006900926

E: Proteintech-CN@ptglab.com

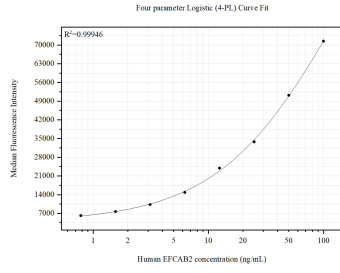
W: ptgcn.com

This product is exclusively available under Proteintech Group brand and is not available to purchase from any other manufacturer.

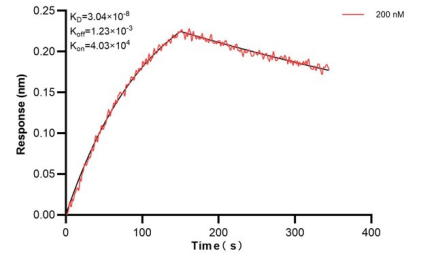
Selected Validation Data



Cytometric bead array sample test of MP51422-1, EFCAB2 Monoclonal Matched Antibody Pair, PBS Only. Capture antibody: 60987-1-PBS. Detection antibody: 60987-2-PBS.



Cytometric bead array standard curve of MP51422-1, EFCAB2 Monoclonal Matched Antibody Pair, PBS Only. Capture antibody: 60987-1-PBS. Detection antibody: 60987-2-PBS. Standard: Ag18555. Range: 0.781-100 ng/mL



Bi-layer interferometry (BLI) kinetic assays of 60987-2-Ig against Human EFCAB2 were performed. The affinity constant is 30.4 nM.