

For Research Use Only

TCEB3 Monoclonal antibody, PBS Only (Detector)

Catalog Number: 60974-2-PBS



Basic Information

Catalog Number:

60974-2-PBS

Source:

Mouse

Isotype:

IgG1

Immunogen Catalog Number:

AG33045

GenBank Accession Number:

BC002883

GeneID (NCBI):

6924

UNIPROT ID:

Q14241

Full Name:

transcription elongation factor B (SIII), polypeptide 3 (110kDa, elongin A)

Calculated MW:

110 kDa

Purification Method:

Protein G purification

CloneNo.:

2B1A3

Applications

Tested Applications:

Cytometric bead array, Indirect ELISA

Species Specificity:

human

Background Information

Storage

Storage:

Store at -80°C.

The product is shipped with ice packs. Upon receipt, store it immediately at -80°C

Storage Buffer:

PBS only, pH7.3

For technical support and original validation data for this product please contact:

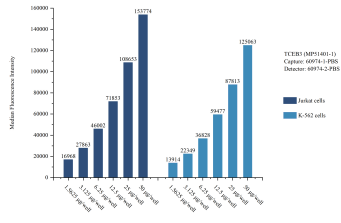
T: 4006900926

E: Proteintech-CN@ptglab.com

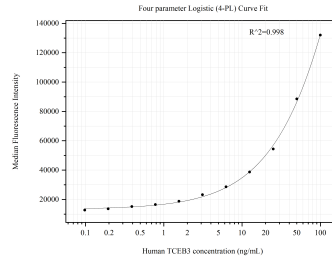
W: ptgcn.com

This product is exclusively available under Proteintech Group brand and is not available to purchase from any other manufacturer.

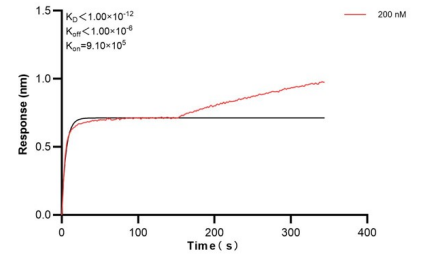
Selected Validation Data



Sample test of MP51401-1, TCEB3 Monoclonal Matched Antibody Pair, PBS Only. Capture antibody: 60974-1-PBS. Detection antibody: 60974-2-PBS.



Cytometric bead array standard curve of MP51401-1, TCEB3 Monoclonal Matched Antibody Pair, PBS Only. Capture antibody: 60974-1-PBS. Detection antibody: 60974-2-PBS. Standard: Ag33045. Range: 0.098-100 ng/mL



Bi-layer interferometry (BLI) kinetic assays of 60974-2-Ig against Human TCEB3 were performed. The affinity constant is below 1 pM.