

For Research Use Only

# CD180 Monoclonal antibody, PBS Only (Capture)

Catalog Number: 60768-1-PBS



## Basic Information

Catalog Number:

60768-1-PBS

Concentration:

1 mg/ml

Source:

Mouse

Isotype:

IgG1

Immunogen Catalog Number:

AG28488

GenBank Accession Number:

BC109069

GeneID (NCBI):

4064

UNIPROT ID:

Q99467

Full Name:

CD180 molecule

Calculated MW:

661 aa, 74 kDa

Purification Method:

Protein G Magarose purification

CloneNo.:

3B1E8

## Applications

Tested Applications:

Cytometric bead array, Sandwich ELISA, Indirect ELISA,  
Sample test

Species Specificity:

human

## Background Information

### Storage

Storage:

Store at -80°C.

The product is shipped with ice packs. Upon receipt, store it immediately at -80°C

Storage Buffer:

PBS Only

For technical support and original validation data for this product please contact:

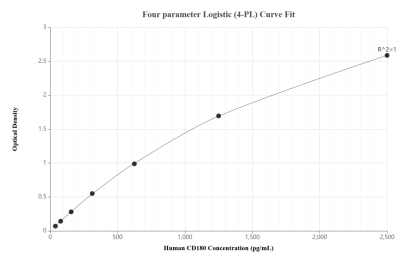
T: 4006900926

E: [Proteintech-CN@ptglab.com](mailto:Proteintech-CN@ptglab.com)

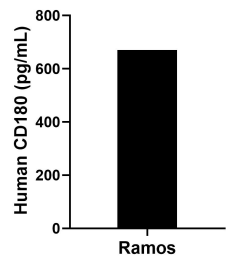
W: [ptgcn.com](http://ptgcn.com)

This product is exclusively available under Proteintech Group brand and is not available to purchase from any other manufacturer.

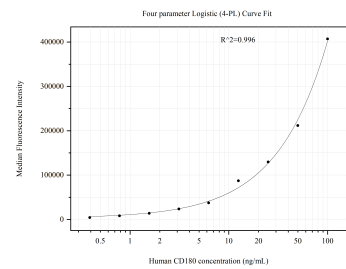
# Selected Validation Data



Sandwich ELISA standard curve of MP51097-1, Human CD180 Monoclonal Matched Antibody Pair - PBS only. 60768-1-PBS was coated to a plate as the capture antibody and incubated with serial dilutions of standard Ag28488. 60768-2-PBS was HRP conjugated as the detection antibody. Range: 39.1-2500 pg/mL



The mean CD180 concentration was determined to be 670.7 pg/mL in Ramos cell extract based on a 1.4 mg/mL extract load.



Cytometric bead array standard curve of MP51097-1, CD180 Monoclonal Matched Antibody Pair, PBS Only. Capture antibody: 60768-1-PBS. Detection antibody: 60768-2-PBS. Standard: Ag28488. Range: 0.391-100 ng/mL