

For Research Use Only

# ARID1A Monoclonal antibody, PBS Only (Capture)

Catalog Number: 60740-1-PBS



## Basic Information

Catalog Number:

60740-1-PBS

Size:

1 mg/ml

Source:

Mouse

Isotype:

IgG1

Immunogen Catalog Number:

AG30847

GenBank Accession Number:

NM\_006015

GeneID (NCBI):

8289

UNIPROT ID:

O14497

Full Name:

AT rich interactive domain 1A (SWI-like)

Calculated MW:

242 kDa

Purification Method:

Protein G purification

CloneNo.:

3G9D4

## Applications

Tested Applications:

Cytometric bead array, Indirect ELISA

Species Specificity:

human

## Background Information

### Storage

Storage:

Store at -80°C.

The product is shipped with ice packs. Upon receipt, store it immediately at -80°C

Storage Buffer:

PBS Only

For technical support and original validation data for this product please contact:

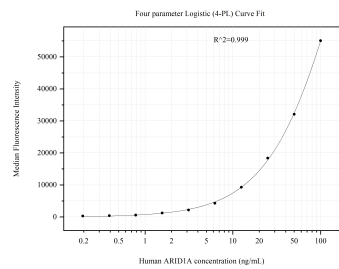
T: 4006900926

E: [Proteintech-CN@ptglab.com](mailto:Proteintech-CN@ptglab.com)

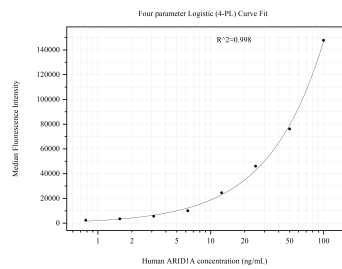
W: [ptgcn.com](http://ptgcn.com)

This product is exclusively available under Proteintech Group brand and is not available to purchase from any other manufacturer.

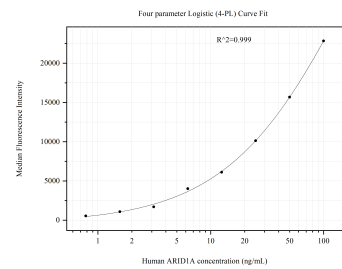
# Selected Validation Data



Cytometric bead array standard curve of MP51070-1, ARID1A Monoclonal Matched Antibody Pair, PBS Only. Capture antibody: 60740-1-PBS. Detection antibody: 60740-2-PBS. Standard:Ag30847. Range: 0.195-100 ng/mL



Cytometric bead array standard curve of MP51070-2, ARID1A Monoclonal Matched Antibody Pair, PBS Only. Capture antibody: 60740-1-PBS. Detection antibody: 60740-3-PBS. Standard:Ag30847. Range: 0.781-100 ng/mL



Cytometric bead array standard curve of MP51070-3, ARID1A Monoclonal Matched Antibody Pair, PBS Only. Capture antibody: 60740-1-PBS. Detection antibody: 60740-4-PBS. Standard:Ag30847. Range: 0.781-100 ng/mL