

For Research Use Only

IGFBP1 Monoclonal antibody, PBS Only (Capture)

Catalog Number: 60716-1-PBS



Basic Information

Catalog Number: 60716-1-PBS	GenBank Accession Number: BC057806	Purification Method: Protein G purification
Size: 1 mg/ml	GeneID (NCBI): 3484	CloneNo.: 1F9B7
Source: Mouse	UNIPROT ID: P08833	
Isotype: IgG1	Full Name: IGF binding protein 1	
Immunogen Catalog Number: AG5852	Calculated MW: 28 kDa	

Applications

Tested Applications:
Cytometric bead array, Indirect ELISA

Species Specificity:
human

Background Information

Storage

Storage:
Store at -80°C.
The product is shipped with ice packs. Upon receipt, store it immediately at -80°C

Storage Buffer:
PBS Only

For technical support and original validation data for this product please contact:

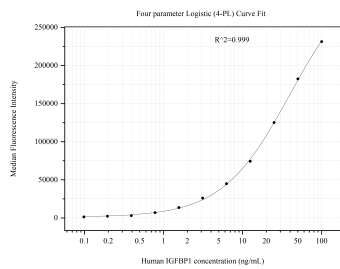
T: 4006900926

E: Proteintech-CN@ptglab.com

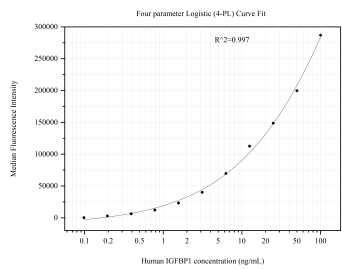
W: ptgcn.com

This product is exclusively available under Proteintech Group brand and is not available to purchase from any other manufacturer.

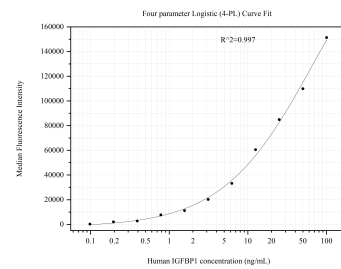
Selected Validation Data



Cytometric bead array standard curve of MP51029-1, IGFBP1 Monoclonal Matched Antibody Pair, PBS Only. Capture antibody: 60716-1-PBS. Detection antibody: 60717-1-PBS. Standard:Eg0951. Range: 0.098-100 ng/mL



Cytometric bead array standard curve of MP51029-2, IGFBP1 Monoclonal Matched Antibody Pair, PBS Only. Capture antibody: 60716-1-PBS. Detection antibody: 60717-2-PBS. Standard:Eg0951. Range: 0.098-100 ng/mL



Cytometric bead array standard curve of MP51029-4, IGFBP1 Monoclonal Matched Antibody Pair, PBS Only. Capture antibody: 60716-1-PBS. Detection antibody: 60717-3-PBS. Standard:Eg0951. Range: 0.098-100 ng/mL