

For Research Use Only

INSIG1 Monoclonal antibody, PBS Only (Detector)

Catalog Number: 60568-2-PBS



Basic Information

Catalog Number:	60568-2-PBS	GenBank Accession Number:	BC001880	Purification Method:	Protein G purification
Concentration:	1 mg/ml	GeneID (NCBI):	3638	CloneNo.:	3G7D2
Source:	Mouse	UNIPROT ID:	O15503		
Isotype:	IgG1	Full Name:	insulin induced gene 1		
Immunogen Catalog Number:	AG17418	Calculated MW:	277 aa, 30 kDa		

Applications

Tested Applications:
Cytometric bead array, Sandwich ELISA, Indirect ELISA, Sample test

Species Specificity:
human

Background Information

Storage

Storage:
Store at -80°C.
The product is shipped with ice packs. Upon receipt, store it immediately at -80°C

Storage Buffer:
PBS Only

For technical support and original validation data for this product please contact:

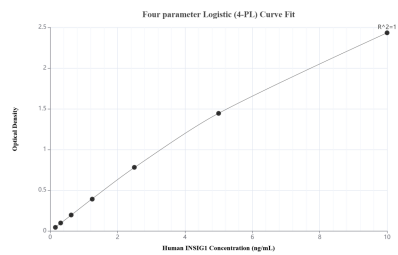
T: 4006900926

E: Proteintech-CN@ptglab.com

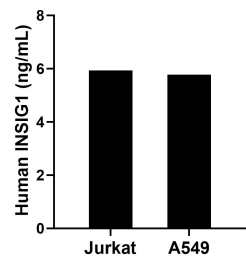
W: ptgcn.com

This product is exclusively available under Proteintech Group brand and is not available to purchase from any other manufacturer.

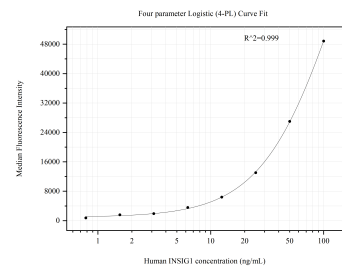
Selected Validation Data



Sandwich ELISA standard curve of MP50804-1, Human INSIG1 Monoclonal Matched Antibody Pair - PBS only. 60568-1-PBS was coated to a plate as the capture antibody and incubated with serial dilutions of standard Ag17418. 60568-2-PBS was HRP conjugated as the detection antibody. Range: 0.156-10 ng/mL



The mean INSIG1 concentration was determined to be 5.93 ng/mL in Jurkat cell extract based on a 1.90 mg/mL extract load and 5.77 ng/mL in A549 cell extract based on a 3.10 mg/mL extract load.



Cytometric bead array standard curve of MP50804-1, INSIG1 Monoclonal Matched Antibody Pair, PBS Only. Capture antibody: 60568-1-PBS. Detection antibody: 60568-2-PBS. Standard: Ag17418. Range: 0.781-100 ng/mL