

For Research Use Only

GREB1 Monoclonal antibody, PBS Only (Capture/Detector)

Catalog Number: 60532-1-PBS



Basic Information

Catalog Number:

60532-1-PBS

Concentration:

1 mg/ml

Source:

Mouse

Isotype:

IgG2b

Immunogen Catalog Number:

AG29941

GenBank Accession Number:

NM_014668

GeneID (NCBI):

9687

UNIPROT ID:

Q4ZG55

Full Name:

GREB1 protein

Calculated MW:

216 kDa

Purification Method:

Protein A purification

CloneNo.:

2F3C7

Applications

Tested Applications:

Cytometric bead array, Indirect ELISA

Species Specificity:

human

Background Information

Storage

Storage:

Store at -80°C.

The product is shipped with ice packs. Upon receipt, store it immediately at -80°C

Storage Buffer:

PBS Only

For technical support and original validation data for this product please contact:

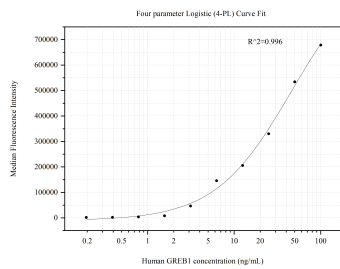
T: 4006900926

E: Proteintech-CN@ptglab.com

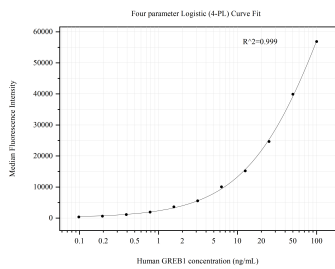
W: ptgcn.com

This product is exclusively available under Proteintech Group brand and is not available to purchase from any other manufacturer.

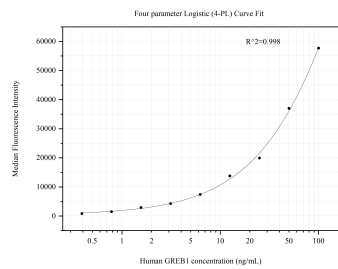
Selected Validation Data



Cytometric bead array standard curve of MP50752-1, GREB1 Monoclonal Matched Antibody Pair, PBS Only. Capture antibody: 60532-1-PBS. Detection antibody: 60532-2-PBS. Standard:Ag29941. Range: 0.195-100 ng/mL



Cytometric bead array standard curve of MP50752-2, GREB1 Monoclonal Matched Antibody Pair, PBS Only. Capture antibody: 60532-3-PBS. Detection antibody: 60532-1-PBS. Standard:Ag29941. Range: 0.098-100 ng/mL



Cytometric bead array standard curve of MP50752-4, GREB1 Monoclonal Matched Antibody Pair, PBS Only. Capture antibody: 60532-1-PBS. Detection antibody: 60532-5-PBS. Standard:Ag29941. Range: 0.391-100 ng/mL