

IL-36 Beta/IL-1F8 Monoclonal antibody

Catalog Number: 60290-1-Ig

Basic Information

Catalog Number: 60290-1-Ig	GenBank Accession Number: BC101833	Purification Method: Protein G purification
Size: 2000 µg/ml	GeneID (NCBI): 27177	CloneNo.: 10D12B1
Source: Mouse	UNIPROT ID: Q9NZH7	Recommended Dilutions: WB 1:2000-1:16000 IHC 1:50-1:500 IF-P 1:200-1:800
Isotype: IgG1	Full Name: interleukin 1 family, member 8 (eta)	
Immunogen Catalog Number: AG12675	Calculated MW: 157 aa, 18 kDa Observed MW: 44 kDa	

Applications

Tested Applications:

IF-P, IHC, WB, ELISA

Species Specificity:

human

Note-IHC: suggested antigen retrieval with TE buffer pH 9.0; (*) Alternatively, antigen retrieval may be performed with citrate buffer pH 6.0

Positive Controls:

WB : Recombinant protein,

IHC : human tonsillitis tissue,

IF-P : human tonsillitis tissue,

Background Information

Storage

Storage:

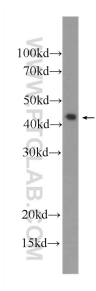
Store at -20°C. Stable for one year after shipment.

Storage Buffer:


PBS with 0.02% sodium azide and 50% glycerol pH 7.3.

Aliquoting is unnecessary for -20°C storage

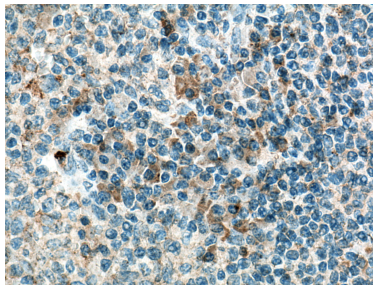
Selected Validation Data



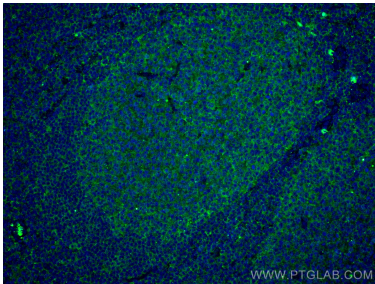
Recombinant protein were subjected to SDS PAGE followed by western blot with 60290-1-Ig (IL1F8 Antibody) at dilution of 1:8000 incubated at room temperature for 1.5 hours.



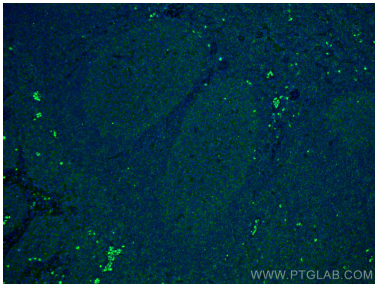
Immunohistochemical analysis of paraffin-embedded human tonsillitis tissue slide using 60290-1-Ig (IL36 beta/IL1F8 antibody) at dilution of 1:200 (under 10x lens). Heat mediated antigen retrieval with Tris-EDTA buffer (pH 9.0).



Immunohistochemical analysis of paraffin-embedded human tonsillitis tissue slide using 60290-1-Ig (IL36 beta/IL1F8 antibody) at dilution of 1:200 (under 40x lens). Heat mediated antigen retrieval with Tris-EDTA buffer (pH 9.0).



Immunofluorescent analysis of (4% PFA) fixed human tonsillitis tissue using IL-36 Beta/IL-1F8 antibody (60290-1-Ig, Clone: 10D12B1) at dilution of 1:400 and CoraLite®488-Conjugated AffiniPure Goat Anti-Mouse IgG(H+L).



Immunofluorescent analysis of (4% PFA) fixed human tonsillitis tissue using IL-36 Beta/IL-1F8 antibody (60290-1-Ig, Clone: 10D12B1) at dilution of 1:400 and CoraLite®488-Conjugated AffiniPure Goat Anti-Mouse IgG(H+L).