

For Research Use Only

IL-28A Monoclonal antibody

Catalog Number: 60270-1-Ig



Basic Information

Catalog Number: 60270-1-Ig	GenBank Accession Number: BC113583	Purification Method: Protein A purification
Concentration: 1500 ug/ml	GeneID (NCBI): 282616	CloneNo.: 3B4A1
Source: Mouse	UNIPROT ID: Q8IZJ0	Recommended Dilutions: IHC 1:20-1:200 IF-P 1:200-1:800
Isotype: IgG1	Full Name: interleukin 28A (interferon, lambda 2)	Affinity: $K_D = 1.77 \times 10^9$ $K_{Off} = 4.10 \times 10^{-5}$ $K_{On} = 2.31 \times 10^4$
Immunogen Catalog Number: AG18525	Calculated MW: 200 aa, 22 kDa	

Applications

Tested Applications:

IHC, IF-P, ELISA

Species Specificity:

human

Note-IHC: suggested antigen retrieval with TE buffer pH 9.0; (*) Alternatively, antigen retrieval may be performed with citrate buffer pH 6.0

Positive Controls:

IHC : human tonsillitis tissue, human small intestine tissue

IF-P : human tonsillitis tissue,

Background Information

IL28A, also named as IFNL2 and ZCYT020, is a cytokine with immunomodulatory activity. It up-regulates MHC class I antigen expression. IL28A is a ligand for the heterodimeric class II cytokine receptor composed of IL10RB and IFNLR1. The ligand/receptor complex seems to signal through the Jak-STAT pathway. It plays a significant role in the antiviral immune defense in the intestinal epithelium.

Storage

Storage:

Store at -20°C. Stable for one year after shipment.

Storage Buffer:

PBS with 0.02% sodium azide and 50% glycerol, pH7.3

Aliquoting is unnecessary for -20°C storage

For technical support and original validation data for this product please contact:

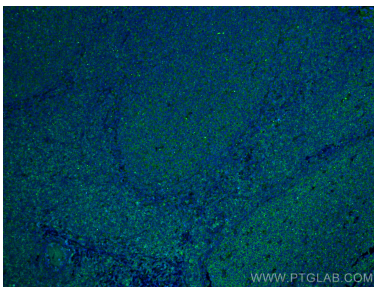
T: 4006900926

E: Proteintech-CN@ptglab.com

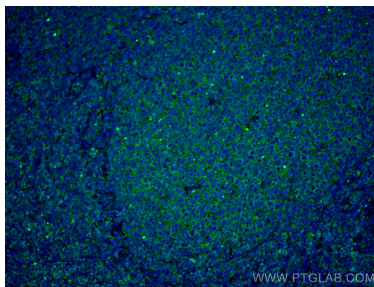
W: ptgcn.com

This product is exclusively available under Proteintech Group brand and is not available to purchase from any other manufacturer.


Selected Validation Data



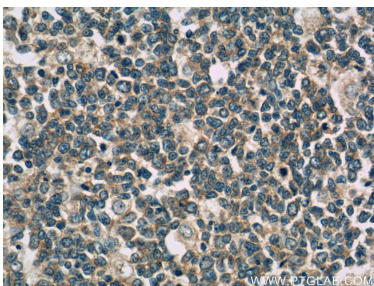
Immunofluorescent analysis of (4% PFA) fixed human tonsillitis tissue using IL-28A antibody (60270-1-Ig, Clone: 3B4A1) at dilution of 1:400 and CoraLite®488-Conjugated AffiniPure Goat Anti-Mouse IgG(H+L).



Immunofluorescent analysis of (4% PFA) fixed human tonsillitis tissue using IL-28A antibody (60270-1-Ig, Clone: 3B4A1) at dilution of 1:400 and CoraLite®488-Conjugated AffiniPure Goat Anti-Mouse IgG(H+L).



Immunohistochemical analysis of paraffin-embedded human tonsillitis tissue slide using 60270-1-Ig (IL-28A antibody at dilution of 1:50 (under 10x lens).



Immunohistochemical analysis of paraffin-embedded human tonsillitis tissue slide using 60270-1-Ig (IL-28A antibody at dilution of 1:50 (under 40x lens).