

For Research Use Only

IFITM1-Specific Monoclonal antibody

Catalog Number: 60074-1-Ig

Featured Product

74 Publications



Basic Information

Catalog Number:

60074-1-Ig

Concentration:

2000 µg/ml

Source:

Mouse

Isotype:

IgG2a

Immunogen Catalog Number:

AG2320

GenBank Accession Number:

BC000897

GeneID (NCBI):

8519

UNIPROT ID:

P13164

Full Name:

interferon induced transmembrane protein 1 (9-27)

Calculated MW:

14 kDa

Observed MW:

14-17 kDa

Purification Method:

Protein A purification

CloneNo.:

5B5E2

Recommended Dilutions:

WB 1:20000-1:100000

IP 0.5-4.0 µg for 1.0-3.0 mg of total protein lysate

IHC 1:200-1:1000

IF/ICC 1:200-1:800

Applications

Tested Applications:

WB, IHC, IF/ICC, IP, ELISA

Cited Applications:

WB, IHC, IF, IP, CoIP

Species Specificity:

human

Cited Species:

human, mouse

Note-IHC: suggested antigen retrieval with TE buffer pH 9.0; (*) Alternatively, antigen retrieval may be performed with citrate buffer pH 6.0

Positive Controls:

WB : TF-1 cells, K-562 cells, human testis tissue, HepG2 cells, HL-60 cells

IP : HepG2 cells,

IHC : human lymphoma tissue,

IF/ICC : K-562 cells,

Background Information

IFITM1(interferon induced transmembrane protein), also named DSPA2a and interferon-induced protein 17 (IFI17), belongs to the CD225 family. It has two transmembrane domain and serves as an IFN-induced antiviral protein that mediates cellular innate immunity to at least three major human pathogens, influenza A H1N1 virus, West Nile virus (WNV), and dengue virus, by inhibiting the early steps of replication. IFITM proteins are recently identified as viral restriction factors that inhibit infection mediated by the influenza A virus (IAV) hemagglutinin (HA) protein. Also they serve as important components of the innate immune system to restrict HIV-1 infection. 60074-1-Ig is a mouse monoclonal antibody which specifically recognizing IFITM1 but not IFITM2 or IFITM3.

Notable Publications

Author	Pubmed ID	Journal	Application
Wing-Yiu Jason Lee	30266929	Sci Rep	WB
Florian Wrensch	25256397	Viruses	WB
Michael J McFadden	34537236	J Mol Biol	WB

Storage

Storage:

Store at -20°C. Stable for one year after shipment.

Storage Buffer:

PBS with 0.1% sodium azide and 50% glycerol pH 7.3.

Aliquoting is unnecessary for -20°C storage

For technical support and original validation data for this product please contact:


T: 4006900926

E: Proteintech-CN@ptglab.com

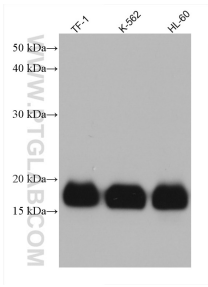
W: ptgcn.com

This product is exclusively available under Proteintech Group brand and is not available to purchase from any other manufacturer.

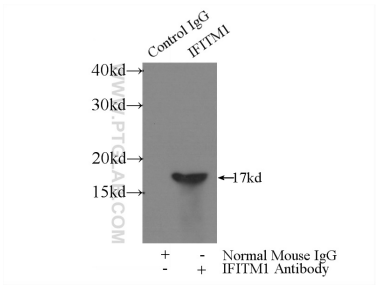
Selected Validation Data



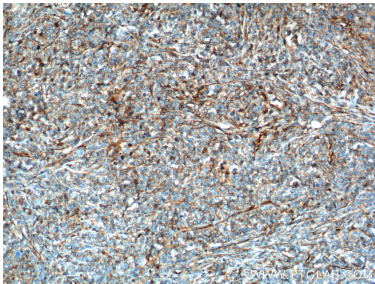
Various lysates were subjected to SDS PAGE followed by western blot with 60074-1-Ig (IFITM1-Specific antibody) at dilution of 1:50000 incubated at room temperature for 1.5 hours.



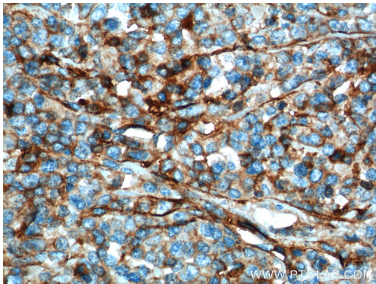
TF-1 cells were subjected to SDS PAGE followed by western blot with 60074-1-Ig (IFITM1-Specific antibody) at dilution of 1:50000 incubated at room temperature for 1.5 hours.



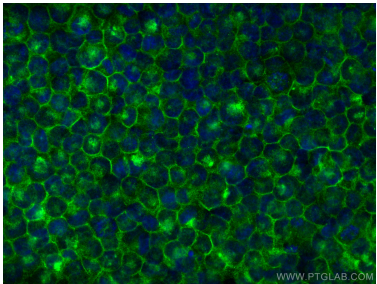
IP result of anti-IFITM1-Specific (IP:60074-1-Ig, 4ug; Detection:60074-1-Ig 1:500) with HepG2 cells lysate 3600ug.



Immunohistochemical analysis of paraffin-embedded human lymphoma tissue slide using 60074-1-Ig (IFITM1-Specific Antibody) at dilution of 1:500 (under 10x lens). Heat mediated antigen retrieval with Tris-EDTA buffer (pH 9.0).



Immunohistochemical analysis of paraffin-embedded human lymphoma tissue slide using 60074-1-Ig (IFITM1-Specific Antibody) at dilution of 1:500 (under 40x lens). Heat mediated antigen retrieval with Tris-EDTA buffer (pH 9.0).



Immunofluorescent analysis of (4% PFA) fixed K-562 cells using IFITM1-Specific antibody (60074-1-Ig, Clone: 5B5E2) at dilution of 1:400 and CoraLite®488-Conjugated Goat Anti-Mouse IgG(H+L).