

For Research Use Only

THOC2 Polyclonal antibody, PBS Only

Catalog Number: 55178-1-PBS

Featured Product



Basic Information

Catalog Number:

55178-1-PBS

Concentration:

1 mg/ml

Source:

Rabbit

Isotype:

IgG

GenBank Accession Number:

NM_020449

GeneID (NCBI):

57187

UNIPROT ID:

Q8NI27

Full Name:

THO complex 2

Calculated MW:

183 kDa

Observed MW:

150 kDa

Purification Method:

Antigen affinity purification

Applications

Tested Applications:

WB, IF/ICC, IP, Indirect ELISA

Species Specificity:

human

Background Information

THOC2 also termed as THO complex 2 or Cxorf3 is 1593 amino acid protein, which belongs to the THOC2 family. THOC2 is a component of heteromultimeric THO/TREX (transcription/export) complex, which is a multi-protein structure consisting of THOC1, THOC2, THOC3, BAT1 and ALY. The TREX complex associates with spliced mRNA and not with unspliced pre-mRNA. It is recruited to spliced mRNAs by a transcription-independent mechanism.

Storage

Storage:

Store at -80°C.

The product is shipped with ice packs. Upon receipt, store it immediately at -80°C

Storage Buffer:

PBS only, pH7.3

For technical support and original validation data for this product please contact:


T: 4006900926

E: Proteintech-CN@ptglab.com

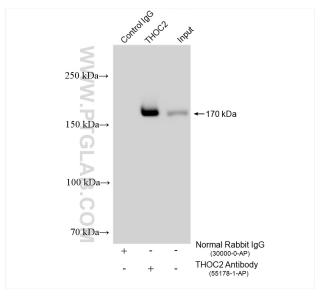
W: ptgcn.com

This product is exclusively available under Proteintech Group brand and is not available to purchase from any other manufacturer.

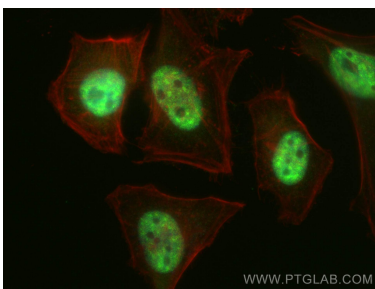
Selected Validation Data



HeLa cells were subjected to SDS PAGE followed by western blot with 55178-1-AP (THOC2 Antibody) at dilution of 1:300 incubated at room temperature for 1.5 hours. This data was developed using the same antibody clone with 55178-1-PBS in a different storage buffer formulation.



IP result of anti-THOC2 (IP:55178-1-AP, 4ug; Detection:55178-1-AP 1:600) with HeLa cells lysate 1600 ug. This data was developed using the same antibody clone with 55178-1-PBS in a different storage buffer formulation.



Immunofluorescent analysis of (4% PFA) fixed HeLa cells using THOC2 antibody (55178-1-AP) at dilution of 1:200 and Multi-rAb CoraLite® Plus 488-Goat Anti-Rabbit Recombinant Secondary Antibody (H+L) (RGAR002). This data was developed using the same antibody clone with 55178-1-PBS in a different storage buffer formulation.