

For Research Use Only

COL4A2 Polyclonal antibody, PBS Only

Catalog Number:55131-1-PBS



Basic Information

Catalog Number:

55131-1-PBS

Concentration:

1 mg/ml

Source:

Rabbit

Isotype:

IgG

GenBank Accession Number:

NM_001846

GeneID (NCBI):

1284

UNIPROT ID:

P08572

Full Name:

collagen, type IV, alpha 2

Calculated MW:

168 kDa

Observed MW:

200 kDa

Purification Method:

Antigen affinity purification

Applications

Tested Applications:

WB, IHC, IF-P, Indirect ELISA

Species Specificity:

human

Background Information

Storage

Storage:

Store at -80°C.

The product is shipped with ice packs. Upon receipt, store it immediately at -80°C

Storage Buffer:

PBS only

For technical support and original validation data for this product please contact:

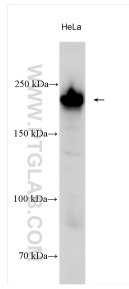
T: 4006900926

E: Proteintech-CN@ptglab.com

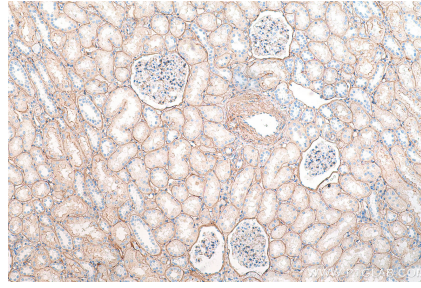
W: ptgcn.com

This product is exclusively available under Proteintech Group brand and is not available to purchase from any other manufacturer.

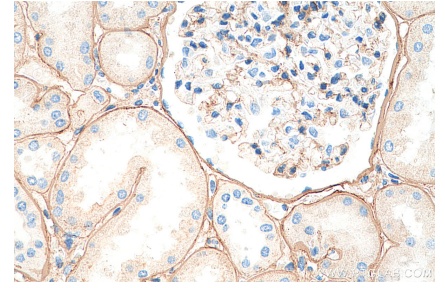
Selected Validation Data



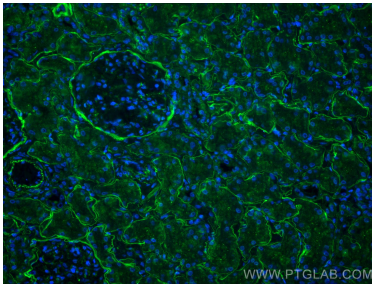
Various lysates were subjected to SDS PAGE followed by western blot with 55131-1-AP (COL4A2-specific antibody) at dilution of 1:3000 incubated at room temperature for 1.5 hours. This data was developed using the same antibody clone with 55131-1-PBS in a different storage buffer formulation.



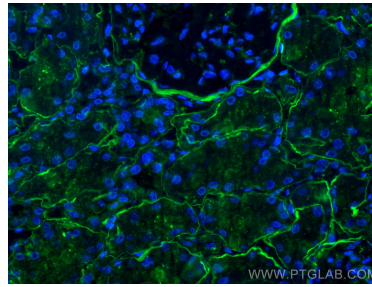
Immunohistochemical analysis of paraffin-embedded human kidney tissue slide using 55131-1-AP (Collagen Type IV antibody) at dilution of 1:2000 (under 10x lens). Heat mediated antigen retrieval with Tris-EDTA buffer (pH 9.0). This data was developed using the same antibody clone with 55131-1-PBS in a different storage buffer formulation.



Immunohistochemical analysis of paraffin-embedded human kidney tissue slide using 55131-1-AP (Collagen Type IV antibody) at dilution of 1:2000 (under 40x lens). Heat mediated antigen retrieval with Tris-EDTA buffer (pH 9.0). This data was developed using the same antibody clone with 55131-1-PBS in a different storage buffer formulation.



Immunofluorescent analysis of (4% PFA) fixed human kidney tissue using COL4A2-specific antibody (55131-1-AP) at dilution of 1:200 and CoraLite®488-Conjugated AffiniPure Goat Anti-Rabbit IgG(H+L). This data was developed using the same antibody clone with 55131-1-PBS in a different storage buffer formulation.



Immunofluorescent analysis of (4% PFA) fixed human kidney tissue using COL4A2-specific antibody (55131-1-AP) at dilution of 1:200 and CoraLite®488-Conjugated AffiniPure Goat Anti-Rabbit IgG(H+L). This data was developed using the same antibody clone with 55131-1-PBS in a different storage buffer formulation.