

For Research Use Only

COL4A2 Polyclonal antibody

Catalog Number: 55131-1-AP

70 Publications



Basic Information

Catalog Number:

55131-1-AP

Concentration:

550 ug/ml

Source:

Rabbit

Isotype:

IgG

GenBank Accession Number:

NM_001846

GeneID (NCBI):

1284

UNIPROT ID:

P08572

Full Name:

collagen, type IV, alpha 2

Calculated MW:

168 kDa

Observed MW:

200 kDa

Purification Method:

Antigen affinity purification

Recommended Dilutions:

WB 1:1000-1:6000

IHC 1:1000-1:4000

IF-P 1:50-1:500

Applications

Tested Applications:

WB, IHC, IF-P, ELISA

Cited Applications:

WB, IHC, IF

Species Specificity:

human

Cited Species:

human, pig

Note-IHC: suggested antigen retrieval with TE buffer pH 9.0; (*) Alternatively, antigen retrieval may be performed with citrate buffer pH 6.0

Positive Controls:

WB : HeLa cells,

IHC : human kidney tissue, human breast hyperplasia tissue, human breast cancer tissue

IF-P : human kidney tissue,

Background Information

Notable Publications

Author	Pubmed ID	Journal	Application
Lise De Moor	34496350	Biofabrication	IHC
Binghui Liu	33320565	ACS Biomater Sci Eng	IHC
Zhen-Huan Jiang	31746345	Int J Mol Med	

Storage

Storage:

Store at -20°C. Stable for one year after shipment.

Storage Buffer:

PBS with 0.02% sodium azide and 50% glycerol

Aliquoting is unnecessary for -20°C storage

For technical support and original validation data for this product please contact:

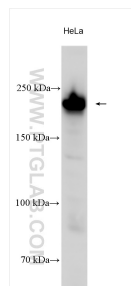
T: 4006900926

E: Proteintech-CN@ptglab.com

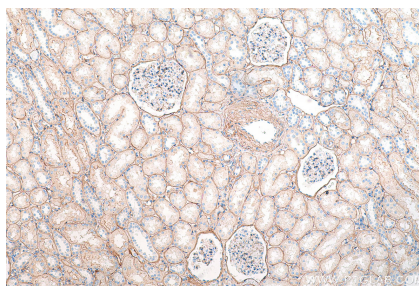
W: ptgcn.com

This product is exclusively available under Proteintech Group brand and is not available to purchase from any other manufacturer.

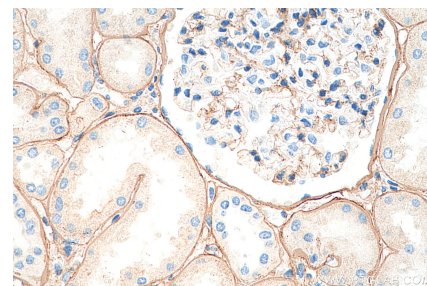
Selected Validation Data



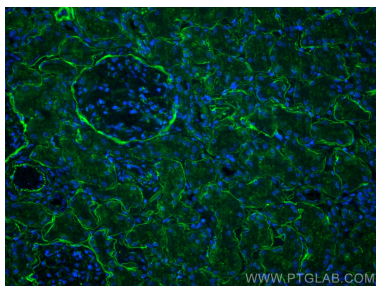
Various lysates were subjected to SDS PAGE followed by western blot with 55131-1-AP (COL4A2-specific antibody) at dilution of 1:3000 incubated at room temperature for 1.5 hours.



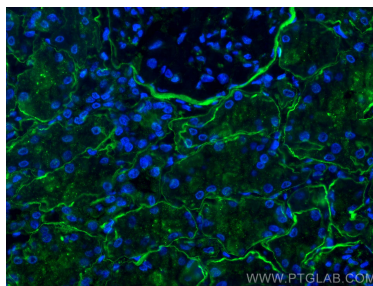
Immunohistochemical analysis of paraffin-embedded human kidney tissue slide using 55131-1-AP (Collagen Type IV antibody) at dilution of 1:2000 (under 10x lens). Heat mediated antigen retrieval with Tris-EDTA buffer (pH 9.0).



Immunohistochemical analysis of paraffin-embedded human kidney tissue slide using 55131-1-AP (Collagen Type IV antibody) at dilution of 1:2000 (under 40x lens). Heat mediated antigen retrieval with Tris-EDTA buffer (pH 9.0).



Immunofluorescent analysis of (4% PFA) fixed human kidney tissue using COL4A2-specific antibody (55131-1-AP) at dilution of 1:200 and Coralite®488-Conjugated AffiniPure Goat Anti-Rabbit IgG(H+L).



Immunofluorescent analysis of (4% PFA) fixed human kidney tissue using COL4A2-specific antibody (55131-1-AP) at dilution of 1:200 and Coralite®488-Conjugated AffiniPure Goat Anti-Rabbit IgG(H+L).