

For Research Use Only

EMX1 Polyclonal antibody, PBS Only

Catalog Number:55032-1-PBS



Basic Information

Catalog Number:

55032-1-PBS

Size:

1 mg/ml

Source:

Rabbit

Isotype:

IgG

GenBank Accession Number:

NM_004097

GeneID (NCBI):

2016

UNIPROT ID:

Q04741

Full Name:

empty spiracles homeobox 1

Calculated MW:

28 kDa

Observed MW:

30 kDa

Purification Method:

Antigen affinity purification

Applications

Tested Applications:

WB, IHC, Indirect ELISA

Species Specificity:

human, mouse, rat

Background Information

Storage

Storage:

Store at -80°C.

The product is shipped with ice packs. Upon receipt, store it immediately at -80°C

Storage Buffer:

PBS Only

For technical support and original validation data for this product please contact:


T: 4006900926

E: Proteintech-CN@ptglab.com

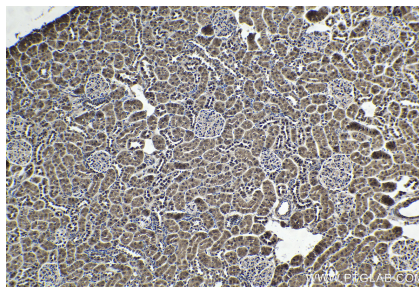
W: ptgcn.com

This product is exclusively available under Proteintech Group brand and is not available to purchase from any other manufacturer.

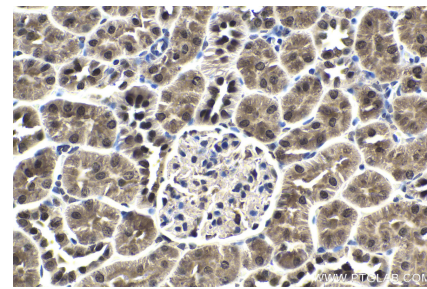
Selected Validation Data



mouse brain tissue were subjected to SDS PAGE followed by western blot with 55032-1-AP (EMX1 Antibody) at dilution of 1:600 incubated at room temperature for 1.5 hours. This data was developed using the same antibody clone with 55032-1-PBS in a different storage buffer formulation.



Immunohistochemical analysis of paraffin-embedded rat kidney tissue slide using 55032-1-AP (EMX1 antibody) at dilution of 1:500 (under 10x lens). Heat mediated antigen retrieval with Tris-EDTA buffer (pH 9.0). This data was developed using the same antibody clone with 55032-1-PBS in a different storage buffer formulation.



Immunohistochemical analysis of paraffin-embedded rat kidney tissue slide using 55032-1-AP (EMX1 antibody) at dilution of 1:500 (under 40x lens). Heat mediated antigen retrieval with Tris-EDTA buffer (pH 9.0). This data was developed using the same antibody clone with 55032-1-PBS in a different storage buffer formulation.