

For Research Use Only

MD-1 Polyclonal antibody

Catalog Number: 34213-1-AP



Basic Information

Catalog Number: 34213-1-AP	GenBank Accession Number: NM_010745.2	Purification Method: Antigen affinity Purification
Source: Rabbit	GeneID (NCBI): 17084	Recommended Dilutions: WB: 1:500-1:3000 IHC: 1:50-1:500
Isotype: IgG	UNIPROT ID: O88188	
Immunogen Catalog Number: EG6369	Full Name: Lymphocyte antigen 86	
	Calculated MW: 18 kDa	
	Observed MW: 24 kDa	

Applications

Tested Applications: WB, IHC, ELISA	Positive Controls: WB : rat spleen tissue, IHC : rat spleen tissue,
Species Specificity: mouse, rat	
Note-IHC: suggested antigen retrieval with TE buffer pH 9.0; (*) Alternatively, antigen retrieval may be performed with citrate buffer pH 6.0	

Background Information

Lymphocyte antigen 86 (LY86), also known as myeloid differentiation protein 1 (MD1), encodes a secreted glycoprotein that participates in inflammation, humoral immune response, apoptosis, and signal transduction. LY86 is widely expressed in cardiac tissues and predominantly by B cells and macrophages. (PMID: 38822281)

Storage

Storage:
Store at -20°C. Stable for one year after shipment.
Storage Buffer:
PBS with 0.02% sodium azide and 50% glycerol, pH7.3
Aliquoting is unnecessary for -20°C storage

For technical support and original validation data for this product please contact:


T: 4006900926

E: Proteintech-CN@ptglab.com

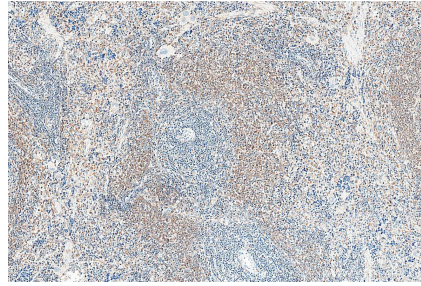
W: ptgcn.com

This product is exclusively available under Proteintech Group brand and is not available to purchase from any other manufacturer.

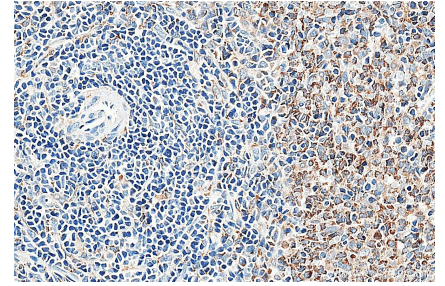
Selected Validation Data



Rat spleen tissue were subjected to SDS PAGE followed by western blot with 34213-1-AP (MD-1 antibody) at dilution of 1:1500 incubated at room temperature for 1.5 hours.



Immunohistochemical analysis of paraffin-embedded rat spleen tissue slide using 34213-1-AP (MD-1 antibody) at dilution of 1:200 (under 10x lens). Heat mediated antigen retrieval with Tris-EDTA buffer (pH 9.0).



Immunohistochemical analysis of paraffin-embedded rat spleen tissue slide using 34213-1-AP (MD-1 antibody) at dilution of 1:200 (under 40x lens). Heat mediated antigen retrieval with Tris-EDTA buffer (pH 9.0).