

For Research Use Only

PTCHD4 Polyclonal antibody

Catalog Number: 33489-1-AP



Basic Information

Catalog Number:

33489-1-AP

Source:

Rabbit

Isotype:

IgG

Immunogen Catalog Number:

AG37091

GenBank Accession Number:

BC137359

GeneID (NCBI):

442213

UNIPROT ID:

Q6ZW05

Full Name:

chromosome 6 open reading frame
138

Observed MW:

90 kDa

Purification Method:

Antigen affinity Purification

Recommended Dilutions:

WB: 1:500-1:2000

IHC: 1:50-1:500

Applications

Tested Applications:

WB, IHC, ELISA

Species Specificity:

human, mouse, rat

Note-IHC: suggested antigen retrieval with TE buffer pH 9.0; (*) Alternatively, antigen retrieval may be performed with citrate buffer pH 6.0

Positive Controls:

WB: mouse brain tissue, mouse cerebellum tissue, rat brain tissue, rat cerebellum tissue

IHC: rat brain tissue,

Background Information

PTCHD4 (Patched Domain-Containing Protein 4; formerly C6orf138) is a 96 kDa multi-pass transmembrane protein encoded at 6p12.3 that belongs to the Patched family of cholesterol/lipid transporters .

Storage

Storage:

Store at -20°C. Stable for one year after shipment.

Storage Buffer:

PBS with 0.02% sodium azide and 50% glycerol, pH7.3

Aliquoting is unnecessary for -20°C storage

For technical support and original validation data for this product please contact:

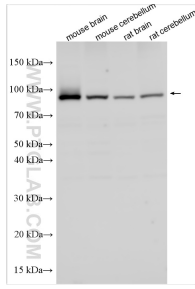
T: 4006900926

E: Proteintech-CN@ptglab.com

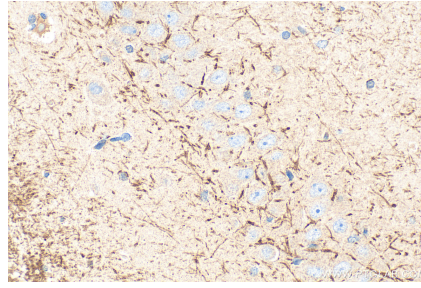
W: ptgcn.com

This product is exclusively available under Proteintech Group brand and is not available to purchase from any other manufacturer.

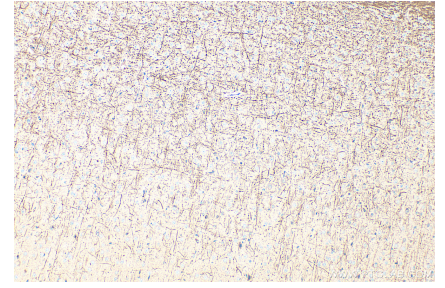
Selected Validation Data



Various lysates were subjected to SDS PAGE followed by western blot with 33489-1-AP (PTCHD4 antibody) at dilution of 1:1000 incubated at room temperature for 1.5 hours.



Immunohistochemical analysis of paraffin-embedded rat brain tissue slide using 33489-1-AP (PTCHD4 antibody) at dilution of 1:200 (under 40x lens). Heat mediated antigen retrieval with Tris-EDTA buffer (pH 9.0).



Immunohistochemical analysis of paraffin-embedded rat brain tissue slide using 33489-1-AP (PTCHD4 antibody) at dilution of 1:200 (under 10x lens). Heat mediated antigen retrieval with Tris-EDTA buffer (pH 9.0).