

For Research Use Only

GGT1 Polyclonal antibody, PBS Only

Catalog Number: 33389-1-PBS



Basic Information

Catalog Number: 33389-1-PBS	GenBank Accession Number: BC025927	Purification Method: Antigen affinity Purification
Concentration: 1 mg/ml	GeneID (NCBI): 2678	
Source: Rabbit	UNIPROT ID: P19440	
Isotype: IgG	Full Name: gamma-glutamyltransferase 1	
Immunogen Catalog Number: EG4602	Observed MW: 61 kDa	

Applications

Tested Applications:
WB, IHC, Indirect ELISA

Species Specificity:
human

Background Information

GGT1 is a transpeptidase whose activity increases the availability of amino acids, primarily cysteine, for intracellular GSH synthesis. GGT1 also plays a critical role in maintaining GSH homeostasis and defense against oxidative stress. In liver and obstructive biliary diseases, circulating GGT1 activity has widely been used for diagnosis purposes, as well as an indicator of alcohol consumption. (PMID: 31151999)

Storage

Storage:
Store at -80°C.
The product is shipped with ice packs. Upon receipt, store it immediately at -80°C

Storage Buffer:
PBS only, pH7.3

For technical support and original validation data for this product please contact:

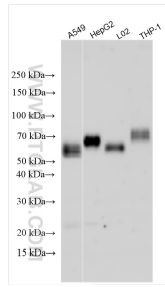
T: 4006900926

E: Proteintech-CN@ptglab.com

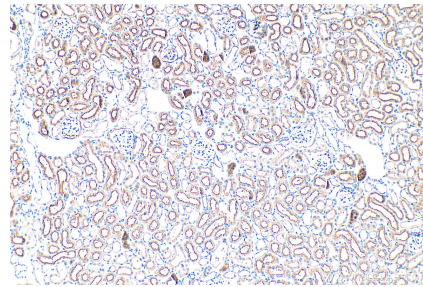
W: ptgcn.com

This product is exclusively available under Proteintech Group brand and is not available to purchase from any other manufacturer.

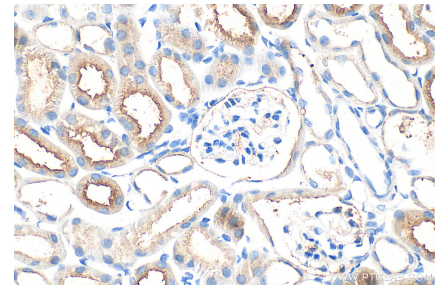
Selected Validation Data



Various lysates were subjected to SDS PAGE followed by western blot with 33389-1-AP (GGT1 antibody) at dilution of 1:1500 incubated at room temperature for 1.5 hours. This data was developed using the same antibody clone with 33389-1-PBS in a different storage buffer formulation.



Immunohistochemical analysis of paraffin-embedded mouse kidney tissue slide using 33389-1-AP (GGT1 antibody) at dilution of 1:200 (under 10x lens). Heat mediated antigen retrieval with Tris-EDTA buffer (pH 9.0). This data was developed using the same antibody clone with 33389-1-PBS in a different storage buffer formulation.



Immunohistochemical analysis of paraffin-embedded mouse kidney tissue slide using 33389-1-AP (GGT1 antibody) at dilution of 1:200 (under 40x lens). Heat mediated antigen retrieval with Tris-EDTA buffer (pH 9.0). This data was developed using the same antibody clone with 33389-1-PBS in a different storage buffer formulation.