

For Research Use Only

# STOX2 Polyclonal antibody, PBS Only

Catalog Number:32724-1-PBS



## Basic Information

Catalog Number:

32724-1-PBS

Source:

Rabbit

Isotype:

IgG

Immunogen Catalog Number:

AG37972

GenBank Accession Number:

BC146754

GeneID (NCBI):

56977

UNIPROT ID:

Q9P2F5

Full Name:

storkhead box 2

Calculated MW:

926 aa, 103 kDa

Observed MW:

103 kDa

Purification Method:

Antigen affinity Purification

## Applications

Tested Applications:

WB, IHC, Indirect ELISA

Species Specificity:

human, mouse, rat

## Background Information

Storkhead box protein 2 (STOX2) is a transcriptional factor associated with pre-eclampsia with fetal growth restriction. It can accelerated oral squamous cell carcinoma cell growth, invasion, suppressed apoptosis, and enhanced resistance to paclitaxel, cisplatin, and 5-fluorouracil (PMID: 16763278; 25275603; 27050375).

## Storage

Storage:

Store at -80°C.

**The product is shipped with ice packs. Upon receipt, store it immediately at -80°C**

Storage Buffer:

PBS only, pH7.3

For technical support and original validation data for this product please contact:

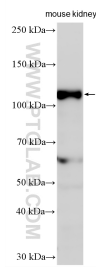
T: 4006900926

E: [Proteintech-CN@ptglab.com](mailto:Proteintech-CN@ptglab.com)

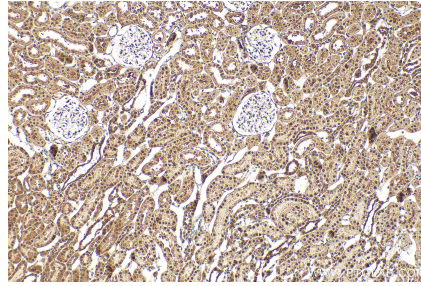
W: [ptgcn.com](http://ptgcn.com)

**This product is exclusively available under Proteintech Group brand and is not available to purchase from any other manufacturer.**

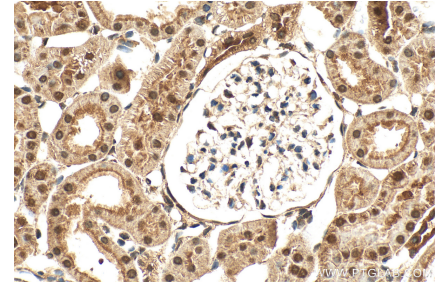
## Selected Validation Data



Various lysates were subjected to SDS PAGE followed by western blot with 32724-1-AP (STOX2 antibody) at dilution of 1:2000 incubated at room temperature for 1.5 hours. This data was developed using the same antibody clone with 32724-1-PBS in a different storage buffer formulation.



Immunohistochemical analysis of paraffin-embedded rat kidney tissue slide using 32724-1-AP (STOX2 antibody) at dilution of 1:200 (under 10x lens). Heat mediated antigen retrieval with Tris-EDTA buffer (pH 9.0). This data was developed using the same antibody clone with 32724-1-PBS in a different storage buffer formulation.



Immunohistochemical analysis of paraffin-embedded rat kidney tissue slide using 32724-1-AP (STOX2 antibody) at dilution of 1:200 (under 40x lens). Heat mediated antigen retrieval with Tris-EDTA buffer (pH 9.0). This data was developed using the same antibody clone with 32724-1-PBS in a different storage buffer formulation.