

For Research Use Only

STOX2 Polyclonal antibody

Catalog Number: 32724-1-AP



Basic Information

Catalog Number:

32724-1-AP

Source:

Rabbit

Isotype:

IgG

Immunogen Catalog Number:

AG37972

GenBank Accession Number:

BC146754

GeneID (NCBI):

56977

UNIPROT ID:

Q9P2F5

Full Name:

storkhead box 2

Calculated MW:

926 aa, 103 kDa

Observed MW:

103 kDa

Purification Method:

Antigen affinity Purification

Recommended Dilutions:

WB: 1:1000-1:4000

IHC: 1:50-1:500

Applications

Tested Applications:

WB, IHC, ELISA

Species Specificity:

human, mouse

Note-IHC: suggested antigen retrieval with TE buffer pH 9.0; (*) Alternatively, antigen retrieval may be performed with citrate buffer pH 6.0

Positive Controls:

WB : mouse kidney tissue,

IHC : rat kidney tissue,

Background Information

Storage

Storage:

Store at -20°C. Stable for one year after shipment.

Storage Buffer:

PBS with 0.02% sodium azide and 50% glycerol, pH7.3

Aliquoting is unnecessary for -20°C storage

For technical support and original validation data for this product please contact:

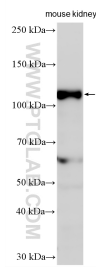
T: 4006900926

E: Proteintech-CN@ptglab.com

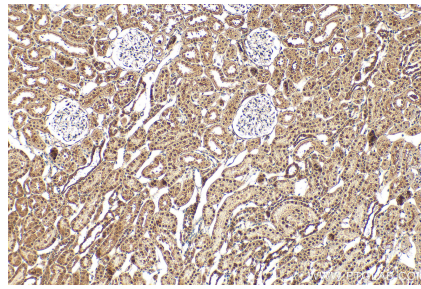
W: ptgcn.com

This product is exclusively available under Proteintech Group brand and is not available to purchase from any other manufacturer.

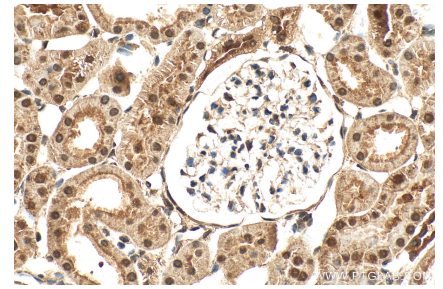
Selected Validation Data



Various lysates were subjected to SDS PAGE followed by western blot with 32724-1-AP (STOX2 antibody) at dilution of 1:2000 incubated at room temperature for 1.5 hours.



Immunohistochemical analysis of paraffin-embedded rat kidney tissue slide using 32724-1-AP (STOX2 antibody) at dilution of 1:200 (under 10x lens). Heat mediated antigen retrieval with Tris-EDTA buffer (pH 9.0).



Immunohistochemical analysis of paraffin-embedded rat kidney tissue slide using 32724-1-AP (STOX2 antibody) at dilution of 1:200 (under 40x lens). Heat mediated antigen retrieval with Tris-EDTA buffer (pH 9.0).