

For Research Use Only

# NLRP4 Polyclonal antibody, PBS Only

Catalog Number:32694-1-PBS



## Basic Information

Catalog Number:

32694-1-PBS

Source:

Rabbit

Isotype:

IgG

Immunogen Catalog Number:

AG38545

GenBank Accession Number:

NM\_134444.4

GeneID (NCBI):

147945

UNIPROT ID:

Q96MN2

Full Name:

NLR family, pyrin domain containing  
4

Calculated MW:

113kDa, 994aa

Observed MW:

98-105 kDa

Purification Method:

Antigen affinity Purification

## Applications

Tested Applications:

WB, IHC, Indirect ELISA

Species Specificity:

human, mouse, rat

## Background Information

NLRP4 is a member of the NOD-like receptor (NLR) family, a group of intracellular pattern recognition receptors (PRRs) that play crucial roles in innate immunity, inflammation, and cell death regulation.

## Storage

Storage:

Store at -80°C.

**The product is shipped with ice packs. Upon receipt, store it immediately at -80°C**

Storage Buffer:

PBS only, pH7.3

For technical support and original validation data for this product please contact:

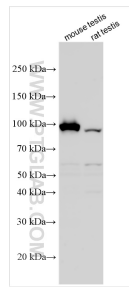
T: 4006900926

E: [Proteintech-CN@ptglab.com](mailto:Proteintech-CN@ptglab.com)

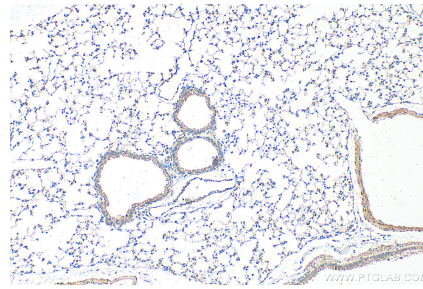
W: [ptgcn.com](http://ptgcn.com)

**This product is exclusively available under Proteintech Group brand and is not available to purchase from any other manufacturer.**

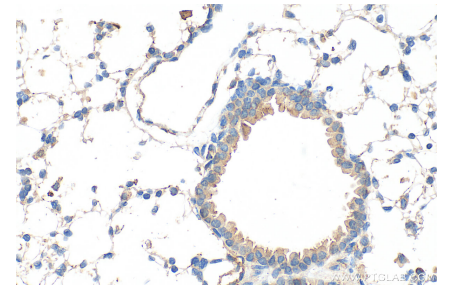
## Selected Validation Data



Various lysates were subjected to SDS PAGE followed by western blot with 32694-1-AP (NLRP4 antibody) at dilution of 1:1000 incubated at room temperature for 1.5 hours. This data was developed using the same antibody clone with 32694-1-PBS in a different storage buffer formulation.



Immunohistochemical analysis of paraffin-embedded mouse lung tissue slide using 32694-1-AP (NLRP4 antibody) at dilution of 1:200 (under 10x lens). Heat mediated antigen retrieval with Tris-EDTA buffer (pH 9.0). This data was developed using the same antibody clone with 32694-1-PBS in a different storage buffer formulation.



Immunohistochemical analysis of paraffin-embedded mouse lung tissue slide using 32694-1-AP (NLRP4 antibody) at dilution of 1:200 (under 40x lens). Heat mediated antigen retrieval with Tris-EDTA buffer (pH 9.0). This data was developed using the same antibody clone with 32694-1-PBS in a different storage buffer formulation.