

For Research Use Only

PRSS21 Polyclonal antibody, PBS Only

Catalog Number: 32522-1-PBS



Basic Information

Catalog Number:

32522-1-PBS

Source:

Rabbit

Isotype:

IgG

Immunogen Catalog Number:

AG38156

GenBank Accession Number:

BC074999

GeneID (NCBI):

10942

UNIPROT ID:

Q9Y6M0

Full Name:

protease, serine, 21 (testisin)

Calculated MW:

314 aa, 35 kDa

Purification Method:

Antigen affinity purification

Applications

Tested Applications:

WB, IHC, FC (Intra), Indirect ELISA

Species Specificity:

human, mouse

Background Information

PRSS21 (Serine Protease 21), a trypsin family member, may be active on peptide linkages involving the carboxyl group of lysine or arginine. In terms of disease association, PRSS21 is implicated in various cancers, such as gastric cancer, testicular cancer, and ovarian cancer.

Storage

Storage:

Store at -80°C.

The product is shipped with ice packs. Upon receipt, store it immediately at -80°C

Storage Buffer:

PBS only, pH7.3

For technical support and original validation data for this product please contact:

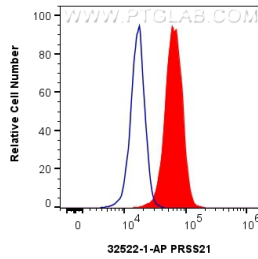
T: 4006900926

E: Proteintech-CN@ptglab.com

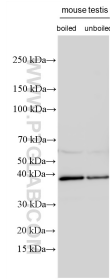
W: ptgcn.com

This product is exclusively available under Proteintech Group brand and is not available to purchase from any other manufacturer.

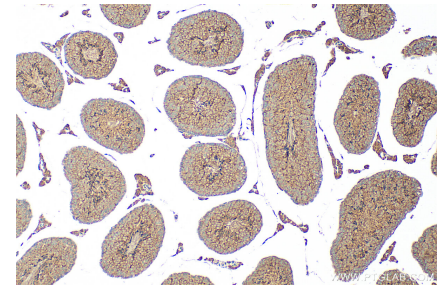
Selected Validation Data



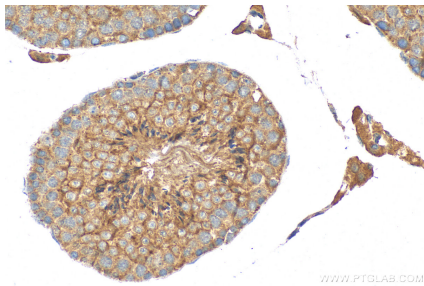
1x10⁶ A431 cells were intracellularly stained with 0.25 ug Prss21 Polyclonal Antibody (32522-1-AP) and CoraLite@488-Conjugated Goat Anti-Rabbit IgG(H+L) (SA00013-2)(red), or 0.25 ug rabbit IgG isotype control (blue). Cells were fixed with 4% PFA and permeabilized with Flow Cytometry Perm Buffer (PF00011-C). This data was developed using the same antibody clone with 32522-1-PBS in a different storage buffer formulation.



Mouse testis lysates were subjected to SDS PAGE followed by western blot with 32522-1-AP (PRSS21 antibody) at dilution of 1:1000 incubated at room temperature for 1.5 hours. This data was developed using the same antibody clone with 32522-1-PBS in a different storage buffer formulation.



Immunohistochemical analysis of paraffin-embedded mouse testis tissue slide using 32522-1-AP (PRSS21 antibody) at dilution of 1:400 (under 10x lens). Heat mediated antigen retrieval with Tris-EDTA buffer (pH 9.0). This data was developed using the same antibody clone with 32522-1-PBS in a different storage buffer formulation.



Immunohistochemical analysis of paraffin-embedded mouse testis tissue slide using 32522-1-AP (PRSS21 antibody) at dilution of 1:400 (under 40x lens). Heat mediated antigen retrieval with Tris-EDTA buffer (pH 9.0). This data was developed using the same antibody clone with 32522-1-PBS in a different storage buffer formulation.