

For Research Use Only

MYOM2 Polyclonal antibody, PBS Only

Catalog Number: 32262-1-PBS



Basic Information

Catalog Number: 32262-1-PBS	GenBank Accession Number: NM_003970.3	Purification Method: Antigen affinity Purification
Concentration: 1 mg/ml	GeneID (NCBI): 9172	
Source: Rabbit	UNIPROT ID: P54296	
Isotype: IgG	Full Name: myomesin (M-protein) 2, 165kDa	
Immunogen Catalog Number: AG35659	Calculated MW: 165kDa, 1465aa	
	Observed MW: 165 kDa	

Applications

Tested Applications:
WB, IHC, Indirect ELISA

Species Specificity:
human, mouse, rat

Background Information

Myomesin proteins comprise three family members encoded by MYOM1, MYOM2 and MYOM3, and localize to the M-band of the sarcomere. These three myomesin isoforms correlate with the contractile properties in different fiber types. MYOM1 is expressed in all striated muscles, whereas MYOM2 is expressed in the adult heart and fast fibers, and MYOM3 is expressed only in skeletal muscle intermediate fiber types (PMID:14609030;26792323;15890201).

Storage

Storage:
Store at -80°C.
The product is shipped with ice packs. Upon receipt, store it immediately at -80°C

Storage Buffer:
PBS Only

For technical support and original validation data for this product please contact:

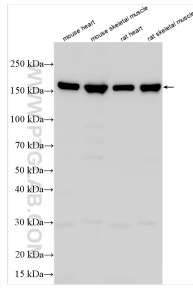
T: 4006900926

E: Proteintech-CN@ptglab.com

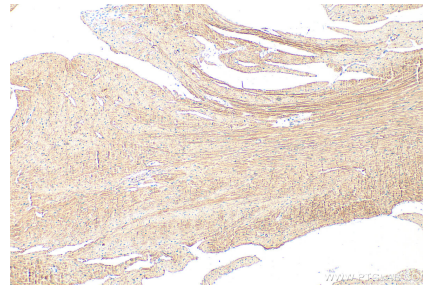
W: ptgcn.com

This product is exclusively available under Proteintech Group brand and is not available to purchase from any other manufacturer.

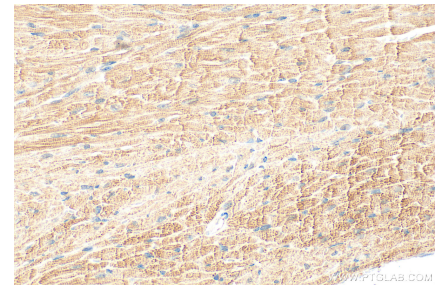
Selected Validation Data



Various lysates were subjected to SDS PAGE followed by western blot with 32262-1-AP (MYOM2 antibody) at dilution of 1:20000 incubated at room temperature for 1.5 hours. This data was developed using the same antibody clone with 32262-1-PBS in a different storage buffer formulation.



Immunohistochemical analysis of paraffin-embedded mouse heart tissue slide using 32262-1-AP (MYOM2 antibody) at dilution of 1:1000 (under 10x lens). Heat mediated antigen retrieval with Tris-EDTA buffer (pH 9.0). This data was developed using the same antibody clone with 32262-1-PBS in a different storage buffer formulation.



Immunohistochemical analysis of paraffin-embedded mouse heart tissue slide using 32262-1-AP (MYOM2 antibody) at dilution of 1:1000 (under 40x lens). Heat mediated antigen retrieval with Tris-EDTA buffer (pH 9.0). This data was developed using the same antibody clone with 32262-1-PBS in a different storage buffer formulation.