

For Research Use Only

BRN3A Polyclonal antibody, PBS Only

Catalog Number: 32257-1-PBS



Basic Information

Catalog Number:

32257-1-PBS

Source:

Rabbit

Isotype:

IgG

Immunogen Catalog Number:

AG35800

GenBank Accession Number:

NM_006237

GeneID (NCBI):

5457

UNIPROT ID:

Q01851

Full Name:

POU class 4 homeobox 1

Calculated MW:

43 kDa

Observed MW:

35 kDa

Purification Method:

Antigen affinity Purification

Applications

Tested Applications:

WB, IHC, IF-P, Indirect ELISA

Species Specificity:

human, mouse, rat

Background Information

BRN3A (Brain-specific Homeobox/POU domain protein 3A, also known as POU4F1) is a member of the class IV POU-domain transcription factor family. It plays a core regulatory role primarily in the development and survival of the nervous system and sensory neurons. By recognizing specific DNA sequences, it activates downstream target genes and is essential for the generation, differentiation, and maintenance of sensory ganglion neurons, including those of the trigeminal, vestibular, and auditory systems. Additionally, it is also involved in regulating cell proliferation and apoptosis in tumors such as breast cancer. It has 2 isoforms with the molecular mass of 33 kDa and 43 kDa.

Storage

Storage:

Store at -80°C.

The product is shipped with ice packs. Upon receipt, store it immediately at -80°C

Storage Buffer:

PBS only, pH7.3

For technical support and original validation data for this product please contact:

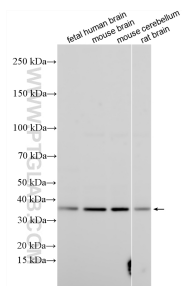
T: 4006900926

E: Proteintech-CN@ptglab.com

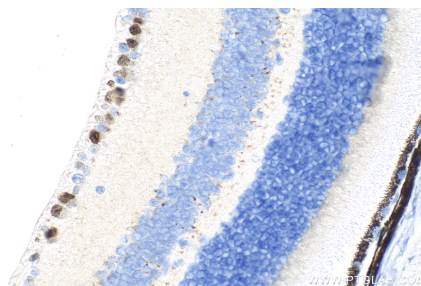
W: ptgcn.com

This product is exclusively available under Proteintech Group brand and is not available to purchase from any other manufacturer.

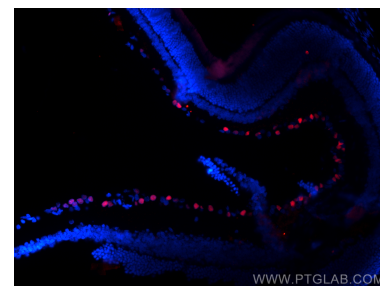
Selected Validation Data



Various lysates were subjected to SDS PAGE followed by western blot with 32257-1-AP (BRN3A antibody) at dilution of 1:1000 incubated at room temperature for 1.5 hours. This data was developed using the same antibody clone with 32257-1-PBS in a different storage buffer formulation.



Immunohistochemical analysis of paraffin-embedded mouse eye tissue slide using 32257-1-AP (BRN3A antibody) at dilution of 1:200 (under 40x lens). Heat mediated antigen retrieval with Tris-EDTA buffer (pH 9.0). This data was developed using the same antibody clone with 32257-1-PBS in a different storage buffer formulation.



Immunofluorescent analysis of (4% PFA) fixed paraffin-embedded rat eye tissue using BRN3A antibody (32257-1-AP) at dilution of 1:200 and CoraLite® 594-Conjugated Goat Anti-Rabbit IgG(H+L) (SA00013-4). Heat mediated antigen retrieval with Tris-EDTA buffer (pH 9.0). This data was developed using the same antibody clone with 32257-1-PBS in a different storage buffer formulation.