

For Research Use Only

ZNF618 Polyclonal antibody, PBS Only

Catalog Number: 31972-1-PBS

Featured Product



Basic Information

Catalog Number:

31972-1-PBS

Source:

Rabbit

Isotype:

IgG

Immunogen Catalog Number:

AG36487

GenBank Accession Number:

NM_001318042.1

GeneID (NCBI):

114991

UNIPROT ID:

Q5T7W0

Full Name:

zinc finger protein 618

Calculated MW:

105kDa, 954aa

Observed MW:

100-113 kDa

Purification Method:

Antigen affinity Purification

Applications

Tested Applications:

WB, IHC, IF/ICC, Indirect ELISA

Species Specificity:

human

Background Information

Zinc finger protein 618 (ZNF618) is a key protein associated with DNA methylation and acts as a specific 5hmC reader in vivo to regulate UHRF2 function by promoting UHRF2 chromatin localization. In addition, ZNF618 is not only associated with the induction, maintenance or progression of female breast cancer, but is also up-regulated in lung cancer cells.

Storage

Storage:

Store at -80°C.

The product is shipped with ice packs. Upon receipt, store it immediately at -80°C

Storage Buffer:

PBS only, pH7.3

For technical support and original validation data for this product please contact:

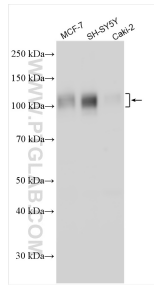
T: 4006900926

E: Proteintech-CN@ptglab.com

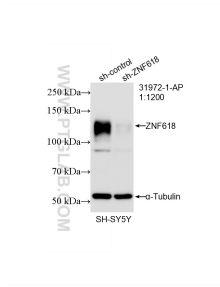
W: ptgcn.com

This product is exclusively available under Proteintech Group brand and is not available to purchase from any other manufacturer.

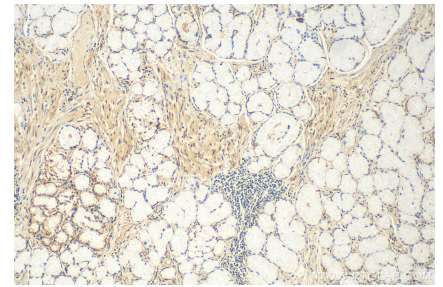
Selected Validation Data



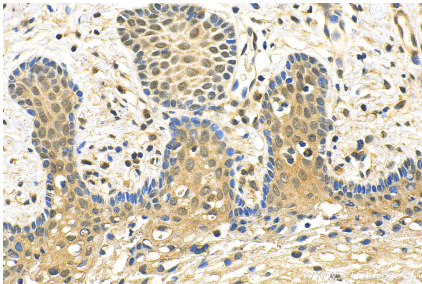
Various lysates were subjected to SDS PAGE followed by western blot with 31972-1-AP (ZNF618 antibody) at dilution of 1:2000 incubated at room temperature for 1.5 hours. This data was developed using the same antibody clone with 31972-1-PBS in a different storage buffer formulation.



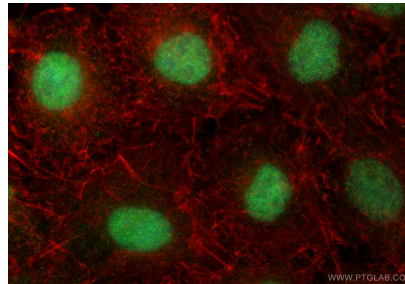
WB result of ZNF618 antibody (31972-1-AP; 1:1200; incubated at room temperature for 1.5 hours) with sh-Control and sh-ZNF618 transfected SH-SY5Y cells. This data was developed using the same antibody clone with 31972-1-PBS in a different storage buffer formulation.



Immunohistochemical analysis of paraffin-embedded human stomach cancer tissue slide using 31972-1-AP (ZNF618 antibody) at dilution of 1:200 (under 10x lens). Heat mediated antigen retrieval with Tris-EDTA buffer (pH 9.0). This data was developed using the same antibody clone with 31972-1-PBS in a different storage buffer formulation.



Immunohistochemical analysis of paraffin-embedded human cervical cancer tissue slide using 31972-1-AP (ZNF618 antibody) at dilution of 1:200 (under 40x lens). Heat mediated antigen retrieval with Tris-EDTA buffer (pH 9.0). This data was developed using the same antibody clone with 31972-1-PBS in a different storage buffer formulation.



Immunofluorescent analysis of (4% PFA) fixed A549 cells using ZNF618 antibody (31972-1-AP) at dilution of 1:800 and Multi-rAb CoraLite® Plus 488-Goat Anti-Rabbit Recombinant Secondary Antibody (H+L) (RGAR002), CL594-Phalloidin (red). This data was developed using the same antibody clone with 31972-1-PBS in a different storage buffer formulation.